

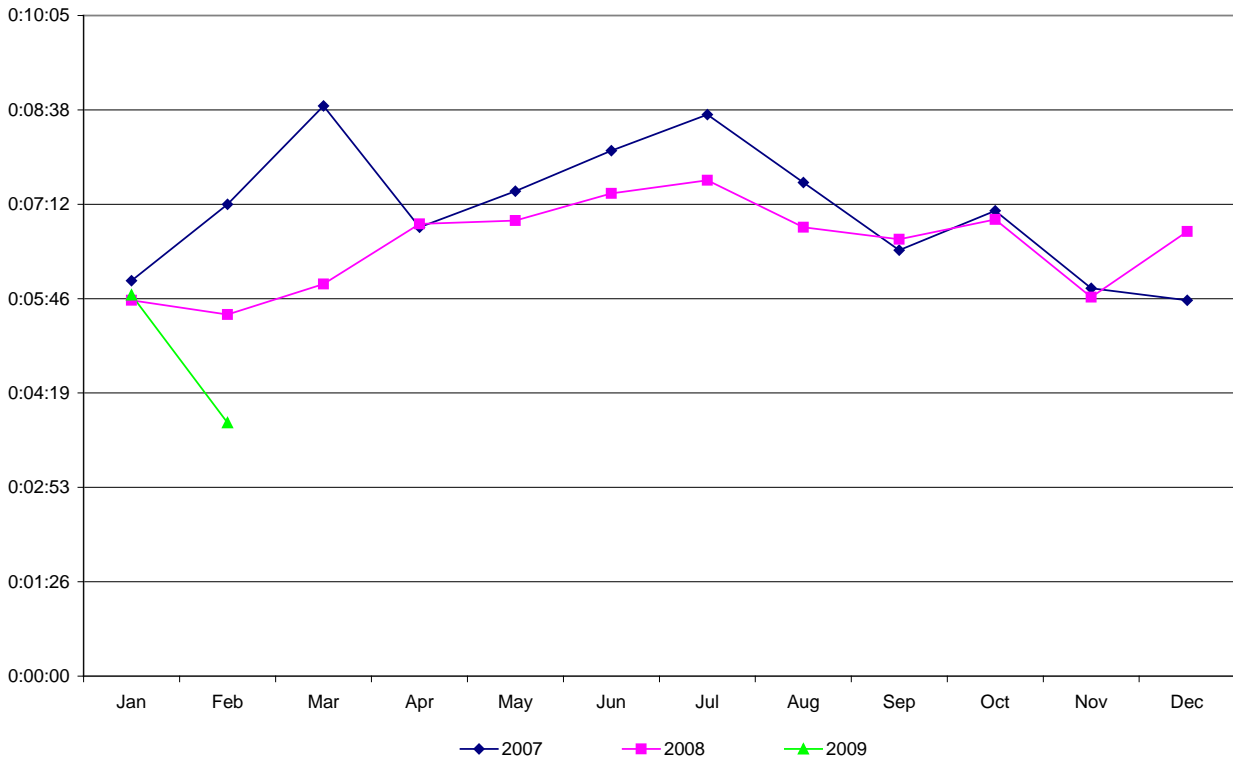
**Support Services Division  
February 2009  
Monthly Report**

This report is an analysis of statistical information and events occurring during the month of February involving the numerous functions of the Support Services Division. The intent is to produce a report that is informative yet limited to information that is useful to the recipients of the division's services.

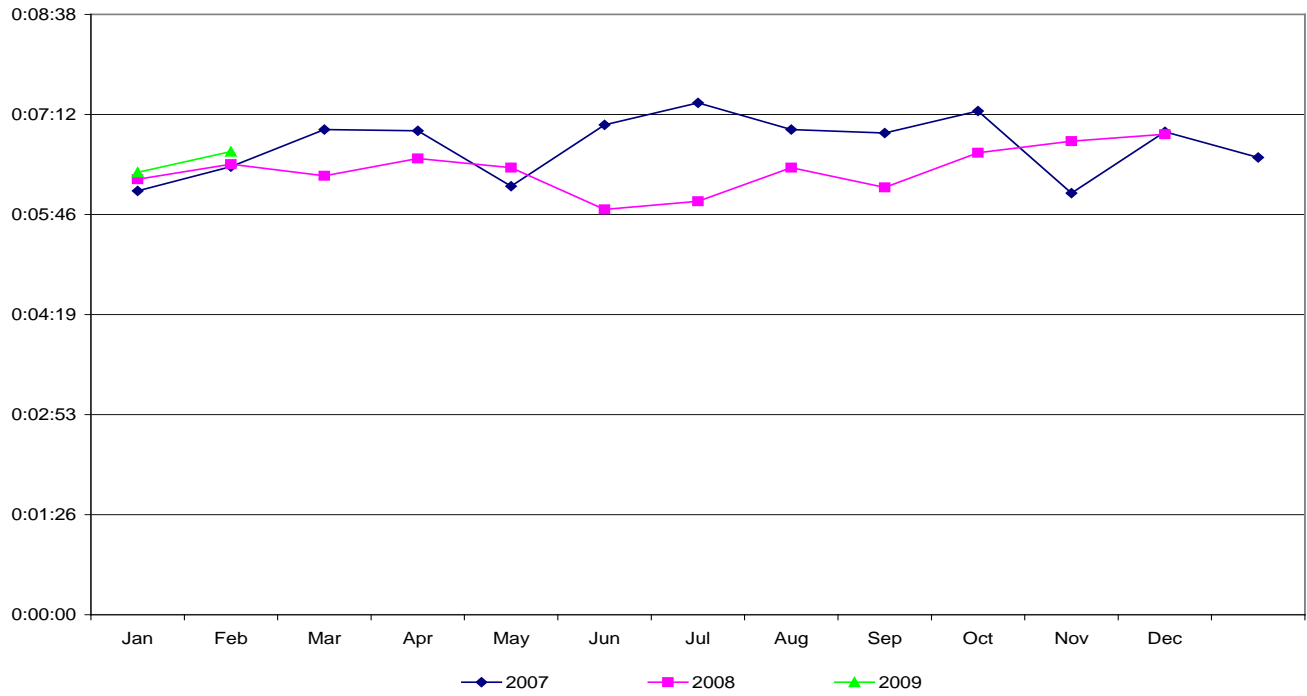
**Communications Center**

Recently the procedure for dispatching priority calls was revised from holding the call until the appropriate number of officers were available, to announcing that the call was holding. Commissioned personnel have been instructed to clear or delay lesser priority activities to make themselves available for priorities such as crimes in progress. A study of response times to priority calls so far this year supports the change in policy. As expected drive time or the time elapsed from the officer receiving the call to arrival has remained fairly constant. However the hold time or the amount of time between the dispatcher receiving the call to having an officer in route has decreased dramatically. With only two months of data for 2009 to analyze we must continue to monitor response time to see if the trend continues. An eleven minute response time has been established as a target. During February, the target was achieved 71% of the time.

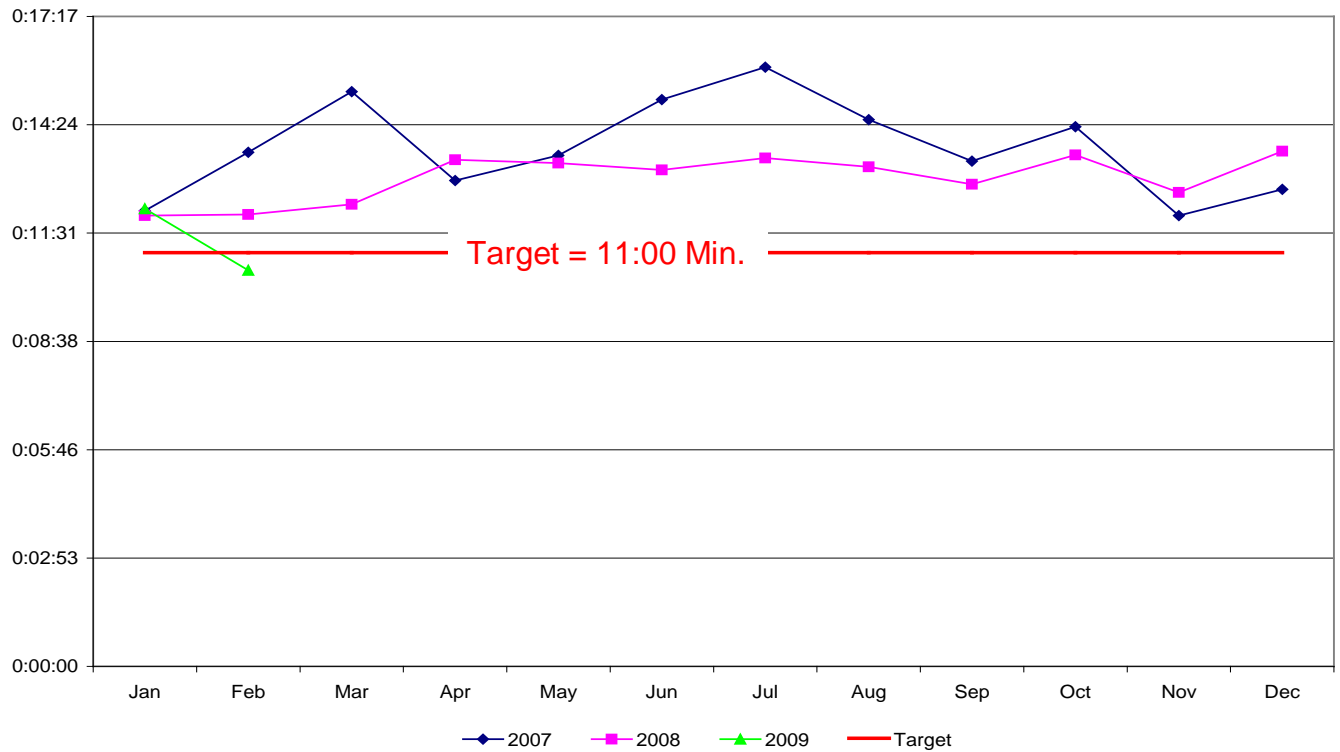
**Priority 1 Hold Times**



### Priority 1 Drive Times



### Priority 1 Response Times



Genny Norton, Jada Thomas, and Dawn Kneib attended instructor development training held in Harrisonville, Missouri, and are now certified to teach the basic forty-hour course required of all dispatchers. This will save on training costs for the department and allow us to offer training opportunities to outside agencies in our facility.

### **Department Training**

Department training supervisor Sgt. Marla Wilson along with Captain Janice Rothganger have devoted a substantial amount of time and effort preparing to host the NCBRT training in March. The training is designed for Hazardous Materials and Special Response Teams. This training program was developed by Louisiana State University, National Center for Biomedical Research and Training, and the Academy of Counter Terrorist Education. Instructors from LSU will be providing the training. The course offerings include;

- Weapons of Mass Destruction-Tactical Commanders Course.
- Weapons of Mass Destruction-Tactical Operation Course.
- Advanced Weapons of Mass Destruction Tactical Operations.

SEMA is also assisting with coordinating the event, and has opened the training for state-wide participation.

The department conducted Civil Disturbance/Field Force Training February 9<sup>th</sup>-13<sup>th</sup>. The course was instructed by Sgt. Bill Brown Kansas City, Missouri Police Department SWAT Team Leader, with the assistance of his team members. The lecture portion was held in the department training room, and the physical portion of the training was held at the St. Joseph Civic Arena. The training fills a gap in our department's response capabilities. This was a basic



course concentrating on formations such as establishing a skirmish line and working in cadence with each other to achieve a physical and mentally intimidating barrier for the rioters to contend with, forming arrest team, and gas mask drills. The Training Unit intends to build upon this training and insert it into the annual training curriculum. It has already been discussed for next year to include a more realistic environment such as the use of smoke and possibly gas to familiarize our personnel with what they may be called upon to deal with in the field.

The department hosted the Forty Hour Basic Communications class in our training facility February 23<sup>rd</sup>-27<sup>th</sup>. The course was instructed by Laurie Wall of MSHP Troop H St. Joseph and Dawnda Pentlin MSHP Troop A Lee's Summit. In addition to members of our department, the class included students from MSHP, Brookfield Police Department, Livingston County Sheriff's Department, and the Harrison County Sheriff's Department.

## **Grants**

Department Grants Coordinator Sgt. Larry Stobbs Attended the statewide strategic planning meeting on underage alcohol enforcement held in Columbia, Missouri on February 19<sup>th</sup>-20<sup>th</sup>.

Grant funded activities for the month included;

- Compliance inspections conducted on February 20<sup>th</sup>, 27<sup>th</sup>, and 28<sup>th</sup>. Forty-seven package sales and by the drink establishments were inspected of which five sold to minors.
- Alcohol server training was held in the department training room on February 18<sup>th</sup>. Thirty-one people attended this event.

The department was awarded the EUDL, (Enforcement of Underage Drinking Laws) grant by the Missouri Department of Public Safety for 2009 in the amount of \$8,262.

## **Crime Analysis**

On February 3<sup>rd</sup>, Sgt. Gordon assisted by Records Unit Supervisor Viv Robison completed the 2008 ticket audit. The results of the audit indicate that all 17,893 tickets signed out of records during 2008 can be located or a disposition given for them.

In late February, the Department Intelligence Officer and the Crime Analyst integrated statistical data with intelligence facts to enhance our ability to produce truly useful information to address crime in the city. The first briefing was during a general staff meeting. Some useful feedback was received from the attendees and changes are in place for the next report. In the near future this information will be made available to officers in the field through the mobile computer in the vehicle. An in-depth discussion of this program is on the agenda for the supervisor's meeting in March.

	Murder		Rape		Robbery		Aggr Assault		Burglary		Auto Theft		Theft		Arson	
	2009	2008	2009	2008	2009	2008	2009	2008	2009	2008	2009	2008	2009	2008	2009	2008
Jan.	0	1	2	1	13	3	14	14	90	67	18	22	211	226	1	0
Feb.	0	0	2	1	7	6	22	22	63	38	21	12	144	132	3	1
March		0		1		10		10		36		18		183		3
April		0		0		5		21		47		14		188		3
May		0		1		8		24		64		22		213		2
June		0		0		6		17		64		21		242		1
July		0		0		6		17		75		16		230		4
Aug.		1		2		10		24		82		33		297		1
Sept.		0		4		10		30		88		23		239		2
Oct.		1		1		8		35		74		12		257		5
Nov.		0		2		12		23		66		15		202		4
Dec.		0		2		9		33		69		17		200		6
YTD Tot.	0	3	4	15	20	93	36	270	153	770	39	225	355	2609	4	32

Violent crime is up 25% year to date, primarily due to the January robberies. Property crime is up approximately 11% due to a significant increase in burglaries.

#### Weapons involved in February cases

Weapon Code	Count
Personal Weapons	10
Other (Unknown)	9
Cutting Instrument	7
Blunt Instrument	5
Motor Vehicle	3
Handgun	1