

CITY OF ST. JOSEPH HEALTH DEPARTMENT



Public Health
Prevent. Promote. Protect.

COVID-19 Briefing
September 16, 2020

COVID-19 IN BUCHANAN COUNTY

	Total Cases	Confirmed Cases	Probable Cases	Currently Hospitalized	Deaths	Positivity Rate*
Total Count	1846	1489	357	30	19	8.26%*
24-Hour Change	+46	+36	+10	-6	0	N/A

COVID-19 cases will now be classified as either “confirmed” or “probable” based on the following criteria and definitions:

Confirmed case: The case meets the confirmed laboratory evidence, which is the detection of SARS-CoV-2 RNA in a clinical specimen using an approved detection test verified by a certified testing laboratory.

Probable case: The case meets clinical criteria AND epidemiologic evidence (close contact with a confirmed or probable case; travel to or residence in an area with sustained, ongoing community spread; or a member of a risk cohort as defined by public health authorities during an outbreak), with no confirmatory laboratory testing performed for COVID-19.

Probable cases are not reflected on the DHSS website.

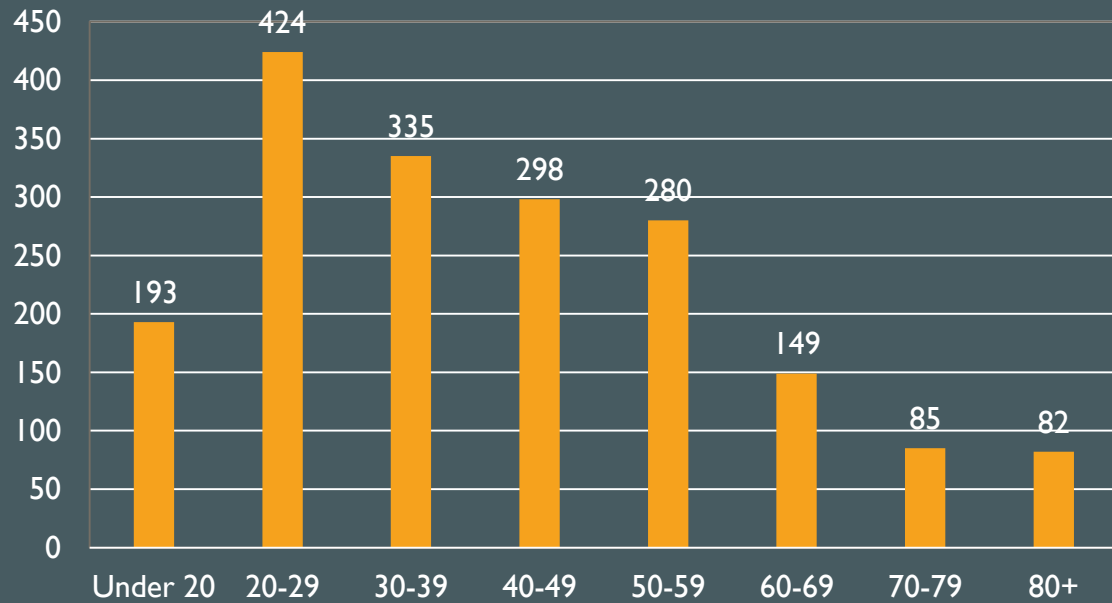
One case/death attributed to Department of Corrections.

Currently Hospitalized – As reported by Mosaic Life Care <https://www.mymlc.com/General/coronavirus-covid-19/#DailyTesting>

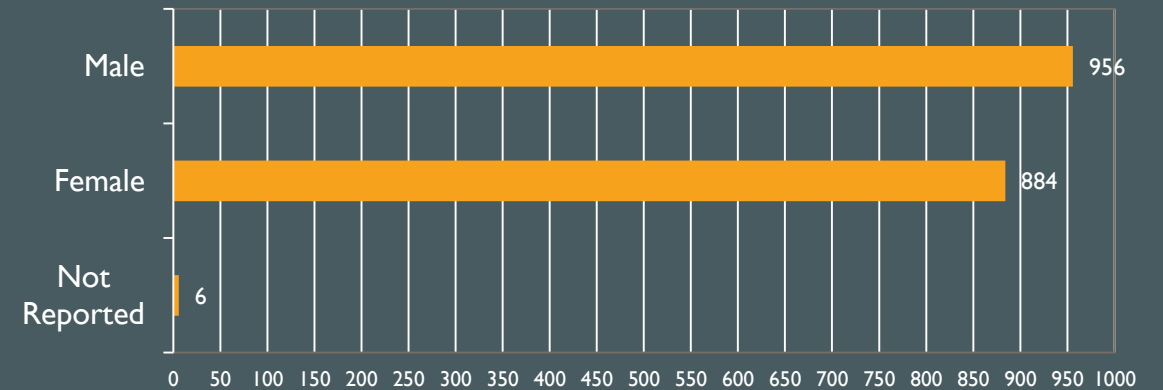
Positivity Rate * - The 14-day positivity rate is based on PCR testing rates for Buchanan County residents and will be updated once a week on Mondays.

COVID-19 IN BUCHANAN COUNTY CASE DEMOGRAPHICS

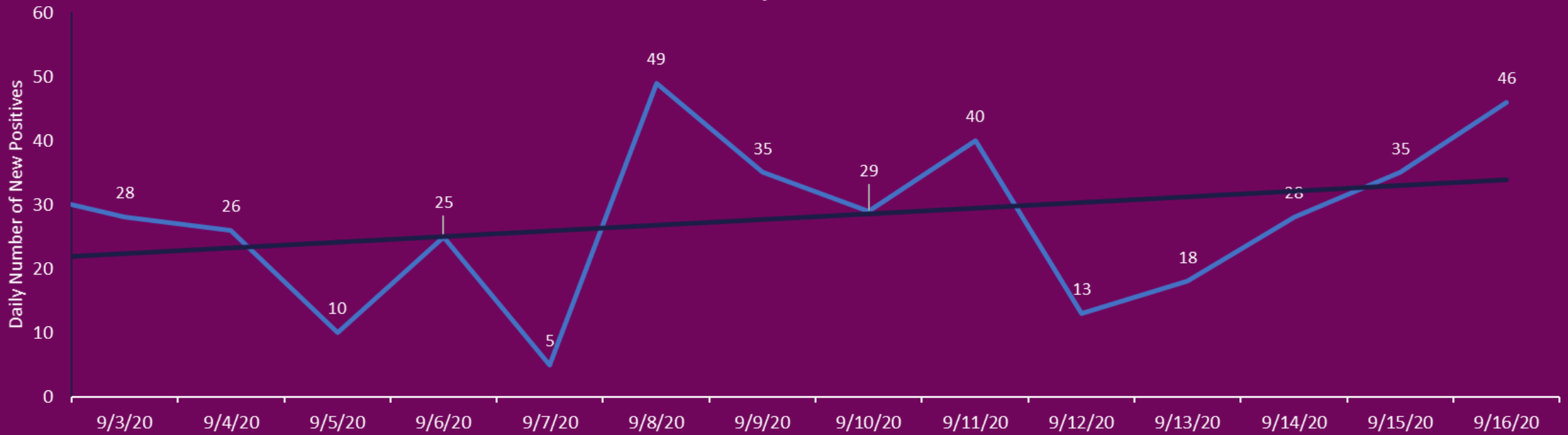
Buchanan County Cases by Age Range



Buchanan County Cases by Gender



Buchanan County New Positive Covid-19 Cases
14-Day Trend Report
September 3 - 16, 2020



BUCHANAN COUNTY
14-DAY TREND

This is the number of new cases over the past 14 days.

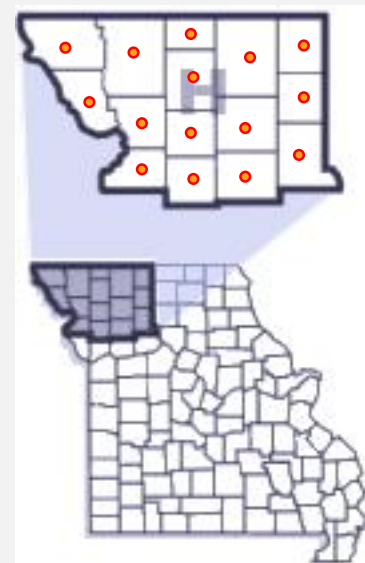
The flat line shows the trend of new cases.

COVID-19 IN REGION H

Region H: 3,848 Cases

41 Deaths

County	Total cases	Deaths
Andrew	226	2
Atchison	45	0
Buchanan	1846	19
Caldwell	75	0
Clinton	178	0
Daviess	69	0
DeKalb	94	1
Gentry	107	9
Grundy	163	1
Harrison	105	1
Holt	77	1
Livingston	137	0
Mercer	28	0
Nodaway	682	7
Worth	16	0



Regional cases include confirmed cases reported to the Missouri Department of Health and Senior Services and real time data collected from regional local public health agencies.

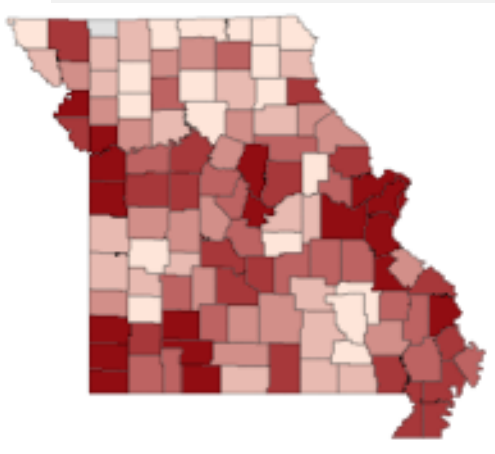

Cases are updated each day at 2:00 pm on the Missouri Department of Health website.

- Probable cases are not reflected on the DHSS website
- Source: Missouri Department of Health and Senior Services

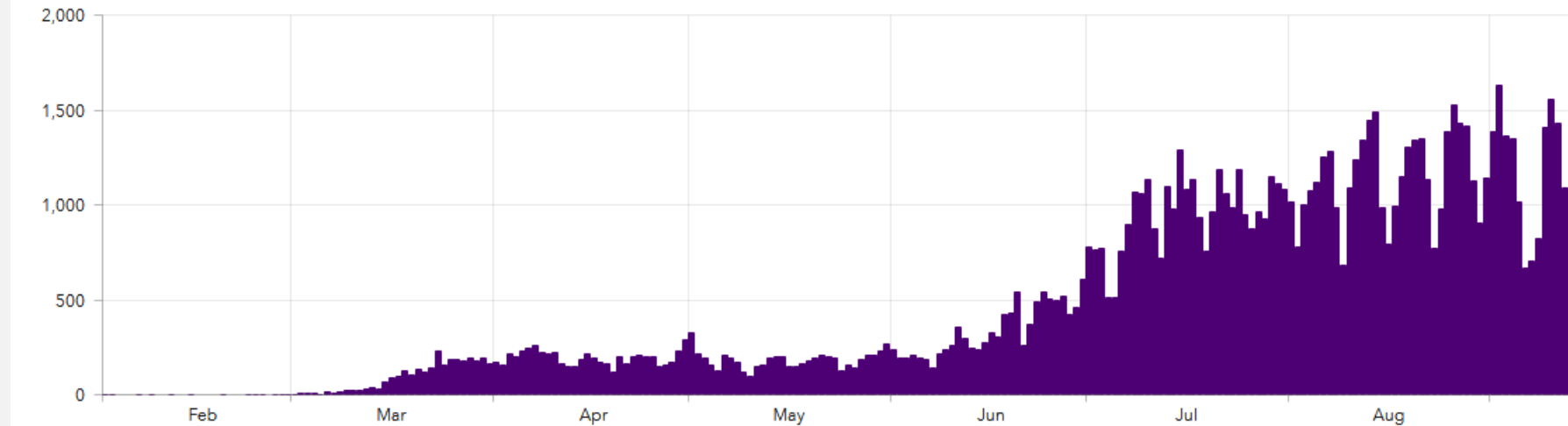
COVID-19 IN MISSOURI

*Missouri: 105,396 Confirmed Cases
1,732 Deaths

Total Number of Cases



Cases by Reported Date



CDC: Cases & Deaths by County

<https://www.cdc.gov/coronavirus/2019-ncov/cases-updates/county-map.html>

Missouri COVID-19 Dashboard will provide COVID-19 data for state and county levels:

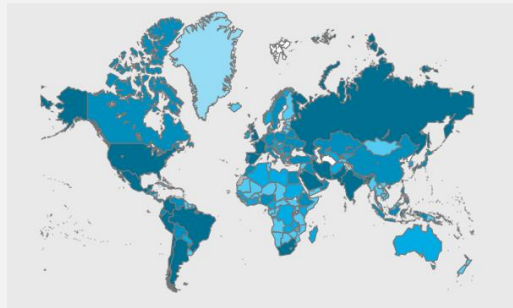
<http://mophep.maps.arcgis.com/apps/MapSeries/index.html?appid=8e01a5d8d8bd4b4f85add006f9e14a9d>

COVID-19

Worldwide as of September 15, 2020

Total Cases: 29,356,292

Total Deaths: 930,260



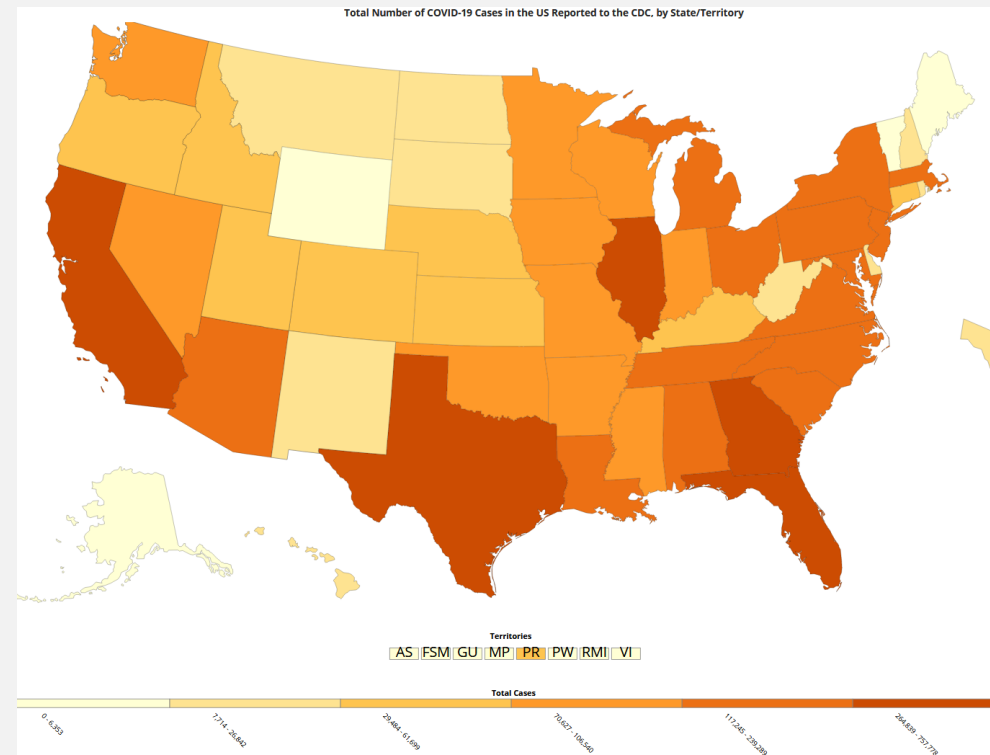
* Source: World Health Organization

You likely notice a difference in the case counts if you are following other organizations, such as Johns Hopkin. The CDC updates case totals each day, reporting the cases numbers from the previous day. Other sites use sources for real time counts.

United States as of September 15, 2020

Total Cases: 6,537,627

Total Deaths: 194,092



* Source: Center for Disease Control and Prevention

SOURCES OF INFORMATION



**Missouri Department of Health
and Senior Services**

<https://health.mo.gov/living/healthcondiseases/communicable/novel-coronavirus/>



**Center for Disease Control and
Prevention**

<https://www.cdc.gov/coronavirus/2019-ncov/index.html>