

CITY OF ST. JOSEPH HEALTH DEPARTMENT



Public Health
Prevent. Promote. Protect.

COVID-19 Briefing
September 25, 2020

COVID-19 IN BUCHANAN COUNTY

	Total Cases	Confirmed Cases	Probable Cases	Currently Hospitalized	Deaths	Positivity Rate*
Total Count	2295	1820	475	42	25	8.51%*
24-Hour Change	+86	+68	+18	+4	+1	N/A

COVID-19 cases will now be classified as either “confirmed” or “probable” based on the following criteria and definitions:

Confirmed case: The case meets the confirmed laboratory evidence, which is the detection of SARS-CoV-2 RNA in a clinical specimen using an approved detection test verified by a certified testing laboratory.

Probable case: The case meets clinical criteria AND epidemiologic evidence (close contact with a confirmed or probable case; travel to or residence in an area with sustained, ongoing community spread; or a member of a risk cohort as defined by public health authorities during an outbreak), with no confirmatory laboratory testing performed for COVID-19.

Probable cases are not reflected on the DHSS website.

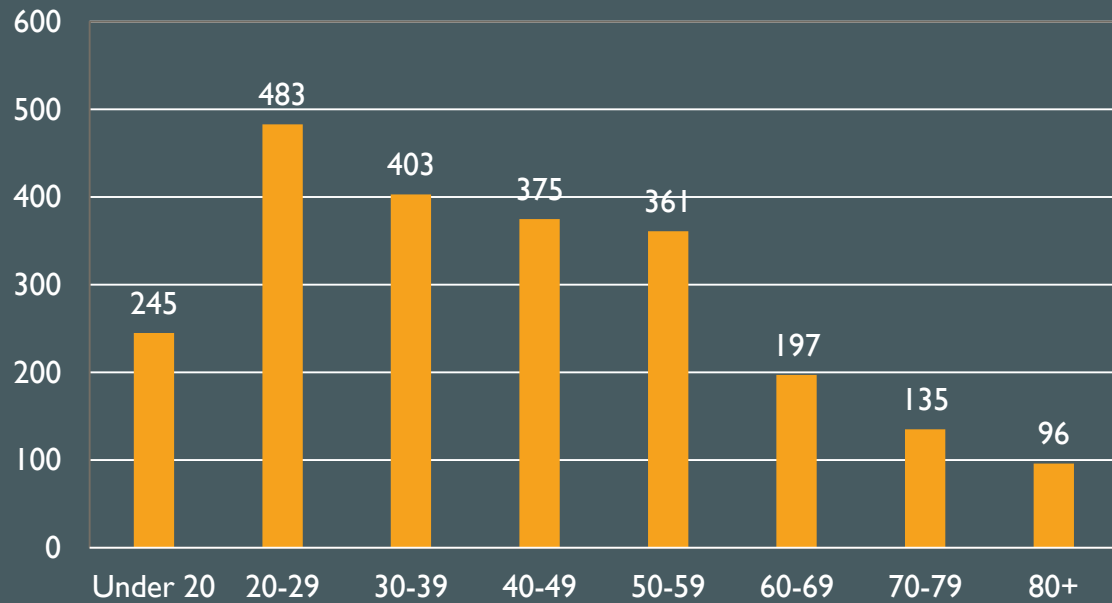
One case/death attributed to Department of Corrections.

Currently Hospitalized – As reported by Mosaic Life Care <https://www.mymlc.com/General/coronavirus-covid-19/#DailyTesting>

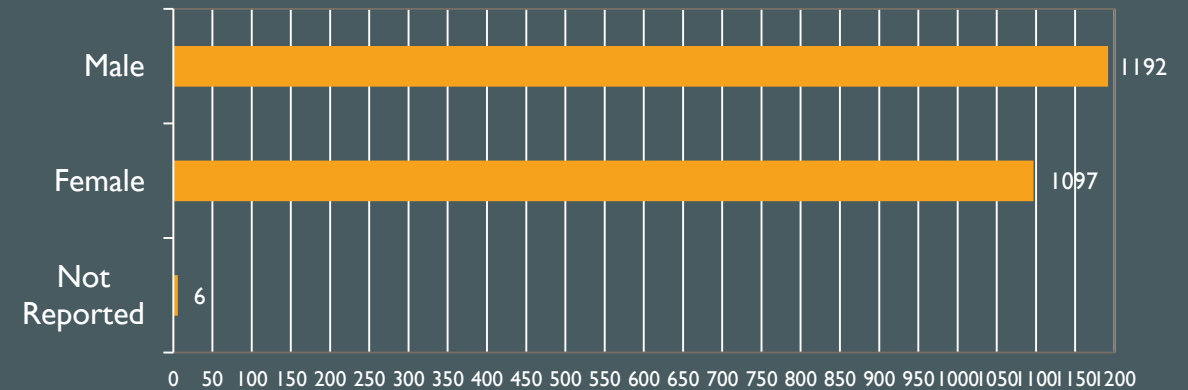
Positivity Rate * - The 14-day positivity rate is based on PCR testing rates for Buchanan County residents and will be updated once a week on Mondays.

COVID-19 IN BUCHANAN COUNTY CASE DEMOGRAPHICS

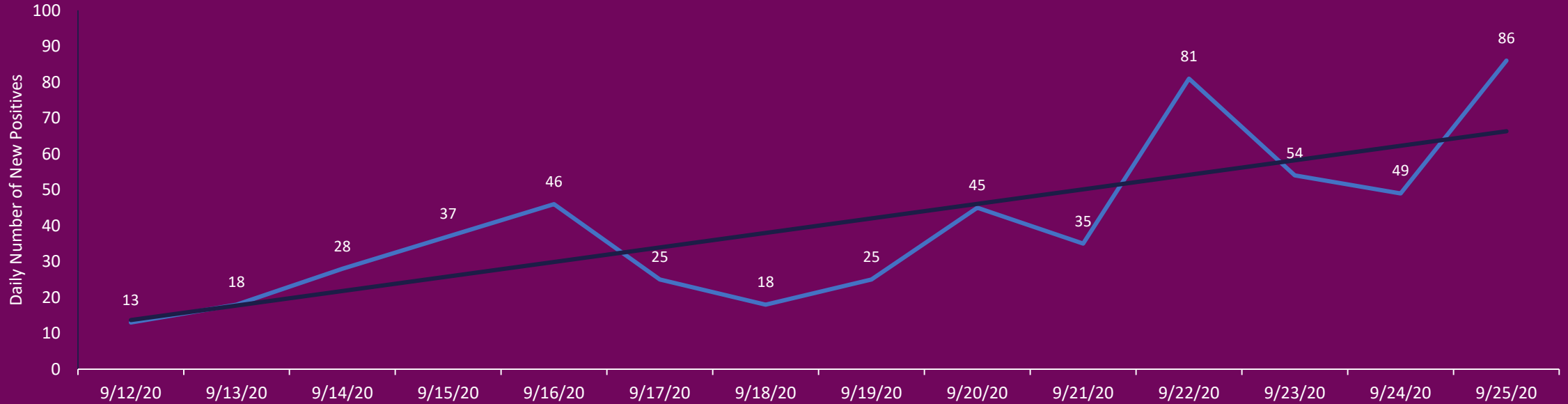
Buchanan County Cases by Age Range



Buchanan County Cases by Gender



Buchanan County New Positive Covid-19 Cases
14-Day Trend Report
September 12 - 25, 2020



BUCHANAN COUNTY
14-DAY TREND

This is the number of new cases over the past 14 days.

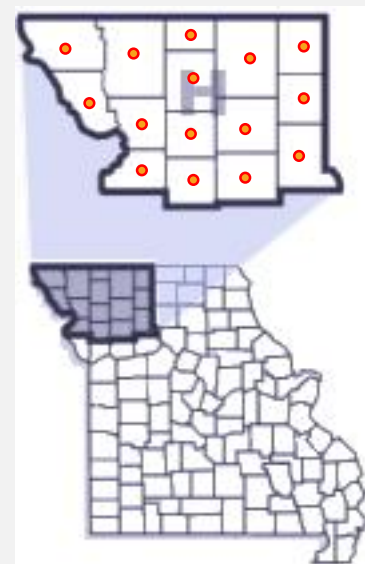
The flat line shows the trend of new cases.

COVID-19 IN REGION H

Region H: 4,651 Cases

47 Deaths

County	Total cases	Deaths
Andrew	334	2
Atchison	55	0
Buchanan	2209	23
Caldwell	101	0
Clinton	223	0
Daviess	106	0
DeKalb	125	1
Gentry	119	9
Grundy	212	1
Harrison	115	1
Holt	83	1
Livingston	185	0
Mercer	28	0
Nodaway	738	9
Worth	18	0



Regional cases include confirmed cases reported to the Missouri Department of Health and Senior Services and real time data collected from regional local public health agencies.

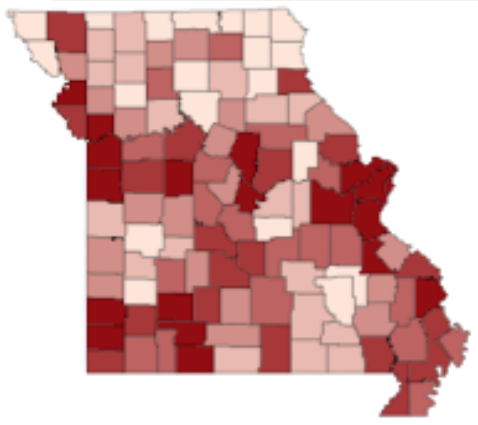

Cases are updated each day at 2:00 pm on the Missouri Department of Health website.

- Probable cases are not reflected on the DHSS website
- Source: Missouri Department of Health and Senior Services

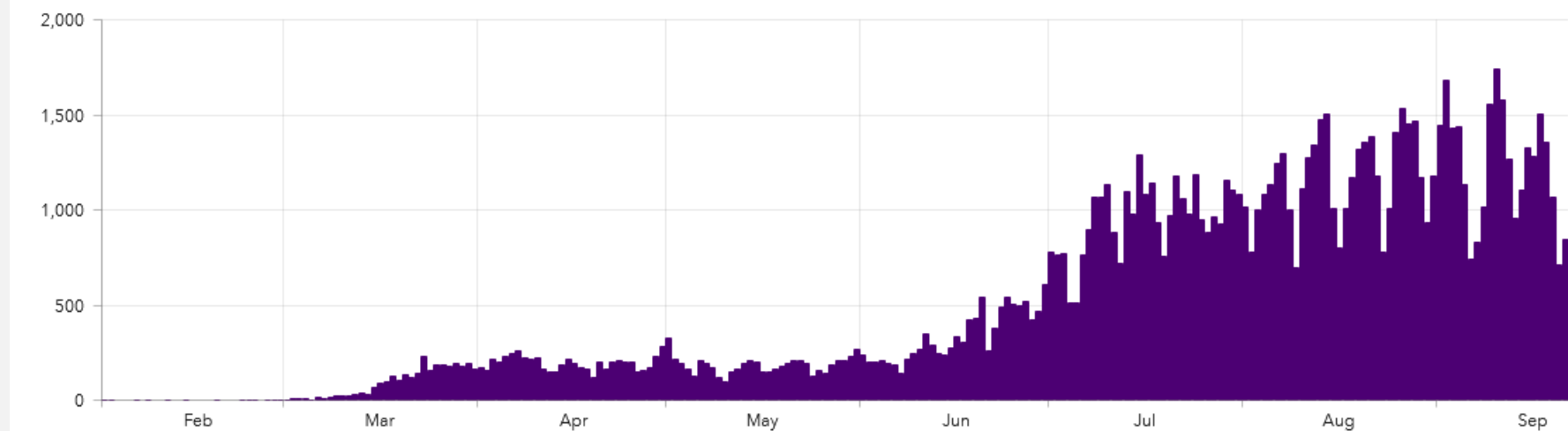
COVID-19 IN MISSOURI

*Missouri: 118,311 Confirmed Cases
1,952 Deaths

Total Number of Cases



Cases by Reported Date



CDC: Cases & Deaths by County

<https://www.cdc.gov/coronavirus/2019-ncov/cases-updates/county-map.html>

Missouri COVID-19 Dashboard will provide COVID-19 data for state and county levels:

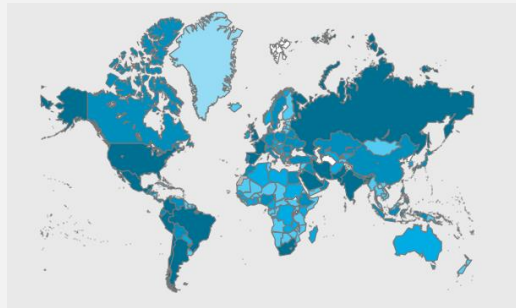
<http://mophep.maps.arcgis.com/apps/MapSeries/index.html?appid=8e01a5d8d8bd4b4f85add006f9e14a9d>

COVID-19

Worldwide as of September 24, 2020

Total Cases: 32,029,704

Total Deaths: 979,212



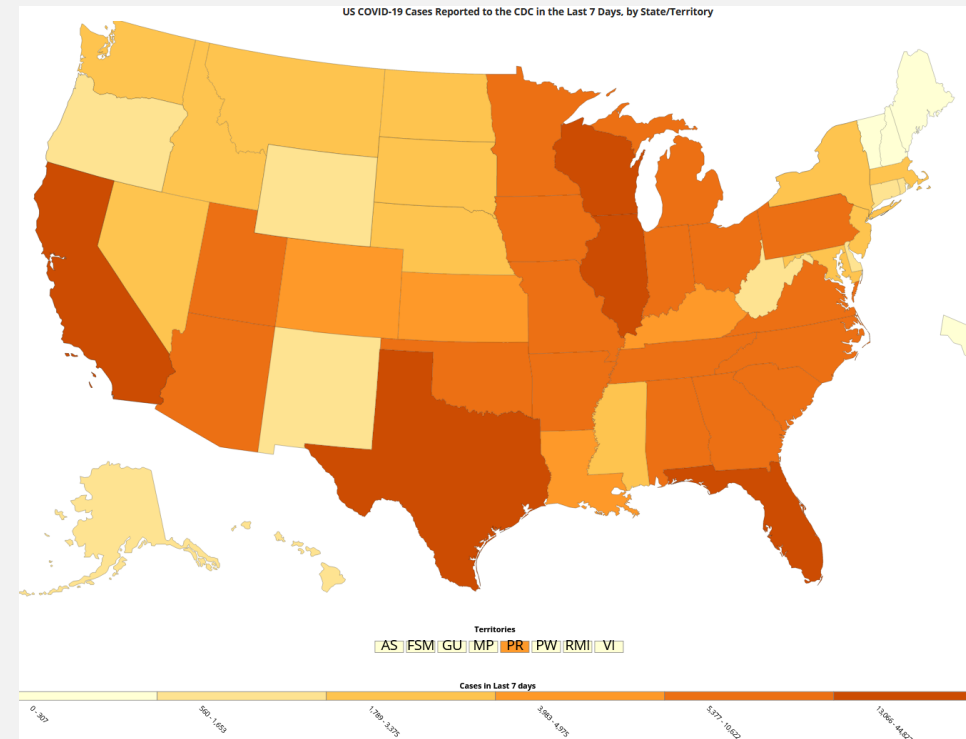
* Source: World Health Organization

You likely notice a difference in the case counts if you are following other organizations, such as Johns Hopkin. The CDC updates case totals each day, reporting the cases numbers from the previous day. Other sites use sources for real time counts.

United States as of September 24, 2020

Total Cases: 6,916,292

Total Deaths: 201,411



* Source: Center for Disease Control and Prevention

COMMUNITY TESTING EVENT

Register online at health.mo.gov/communitytest



ANDREW COUNTY

Savannah Volunteer Fire Department
107 S. US Hwy. 71 - Savannah

SEPTEMBER 27, 2020

12 p.m. - 5 p.m.

COMMUNITY TESTING EVENT

Register online at health.mo.gov/communitytest



CLINTON COUNTY

**Cameron High School
1022 S Chestnut, Cameron**

SEPTEMBER 26, 2020

7 a.m. – 3 p.m.

SOURCES OF INFORMATION



**Missouri Department of Health
and Senior Services**

<https://health.mo.gov/living/healthcondiseases/communicable/novel-coronavirus/>



**Center for Disease Control and
Prevention**

<https://www.cdc.gov/coronavirus/2019-ncov/index.html>