

CITY OF ST. JOSEPH HEALTH DEPARTMENT



Public Health
Prevent. Promote. Protect.

COVID-19 Briefing
October 16, 2020

COVID-19 IN BUCHANAN COUNTY

	Total Cases	Confirmed Cases	Probable Cases	Currently Hospitalized	Deaths	Positivity Rate*
Total Count	3449	2690	758	56	41	10.51%
24-Hour Change	+56	+44	+11	-8	+3	N/A

COVID-19 cases will now be classified as either “confirmed” or “probable” based on the following criteria and definitions:

Confirmed case: The case meets the confirmed laboratory evidence, which is the detection of SARS-CoV-2 RNA in a clinical specimen using an approved detection test verified by a certified testing laboratory.

Probable case: The case meets clinical criteria AND epidemiologic evidence (close contact with a confirmed or probable case; travel to or residence in an area with sustained, ongoing community spread; or a member of a risk cohort as defined by public health authorities during an outbreak), with no confirmatory laboratory testing performed for COVID-19.

Probable cases are not reflected on the DHSS website.

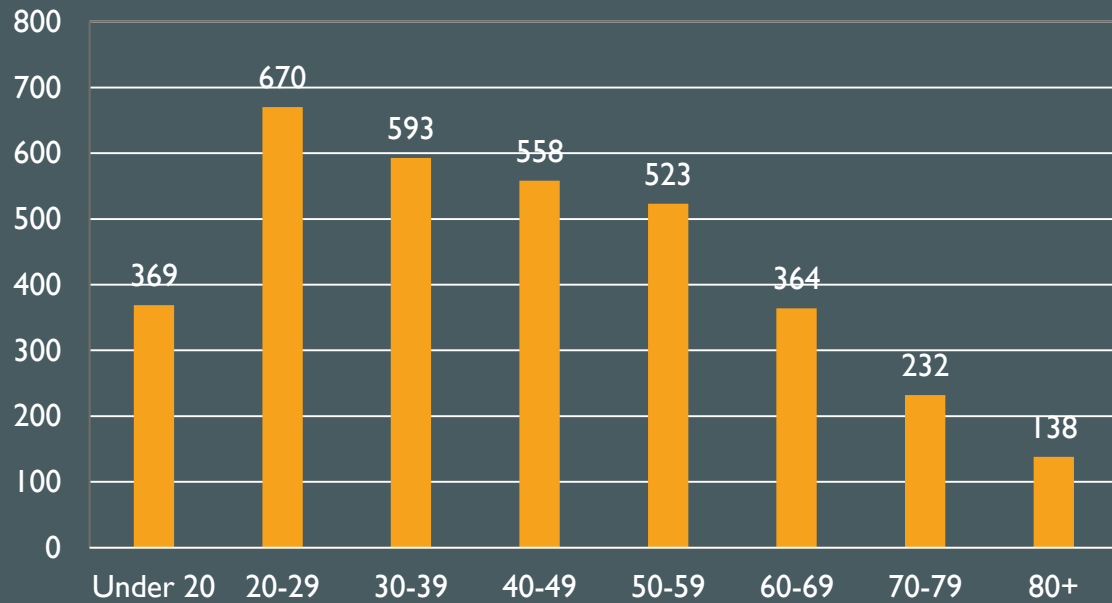
One case/death attributed to Department of Corrections.

Currently Hospitalized – As reported by Mosaic Life Care <https://www.mymlc.com/General/coronavirus-covid-19/#DailyTesting>. Patients may not be Buchanan County residents.

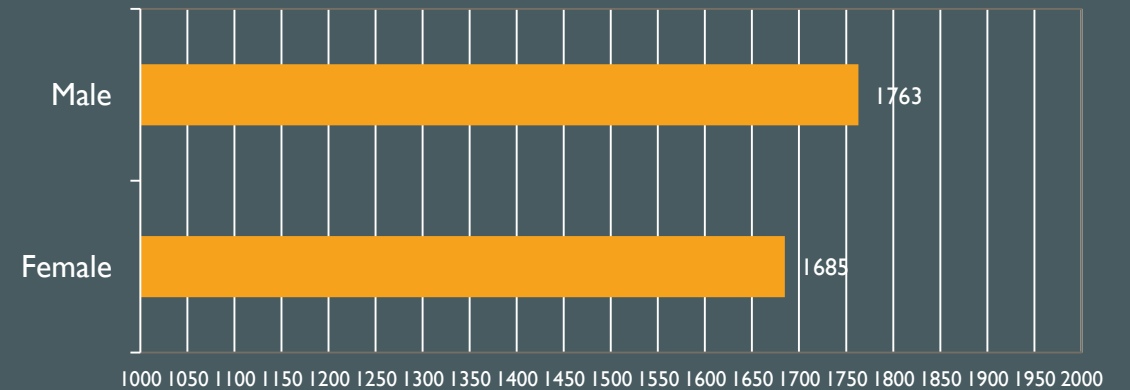
Positivity Rate * - The 7-day positivity rate is based on PCR testing rates for Buchanan County residents and will be updated once a week on Mondays.

COVID-19 IN BUCHANAN COUNTY CASE DEMOGRAPHICS

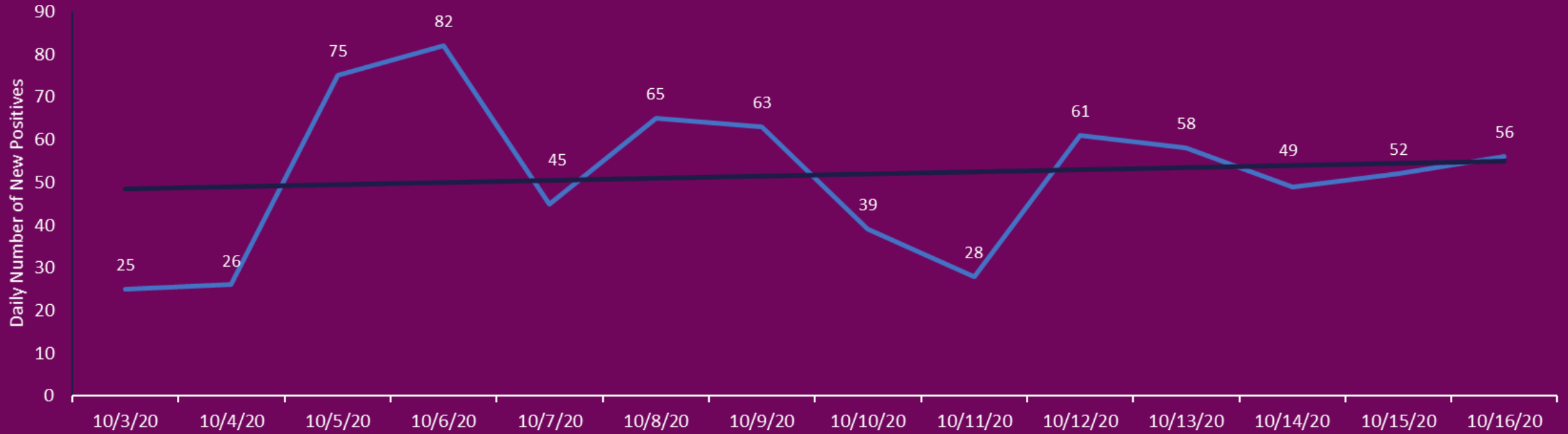
Buchanan County Cases by Age Range



Buchanan County Cases by Gender



Buchanan County New Positive Covid-19 Cases
14-Day Trend Report
October 3 - October 16, 2020



BUCHANAN COUNTY
14-DAY TREND

This is the number of new cases over the past 14 days.

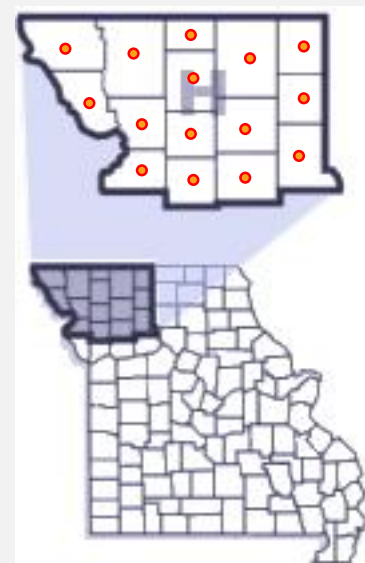
The straight line shows the trend of new cases.

COVID-19 IN REGION H

Region H: 7,163 Cases

87 Deaths

County	Total cases	Deaths
Andrew	510	3
Atchison	81	1
Buchanan	3393	38
Caldwell	183	2
Clinton	418	3
Daviess	185	0
DeKalb	244	2
Gentry	176	9
Grundy	305	13
Harrison	170	1
Holt	111	1
Livingston	391	4
Mercer	32	0
Nodaway	943	10
Worth	21	0



Regional cases include confirmed cases reported to the Missouri Department of Health and Senior Services and real time data collected from regional local public health agencies.

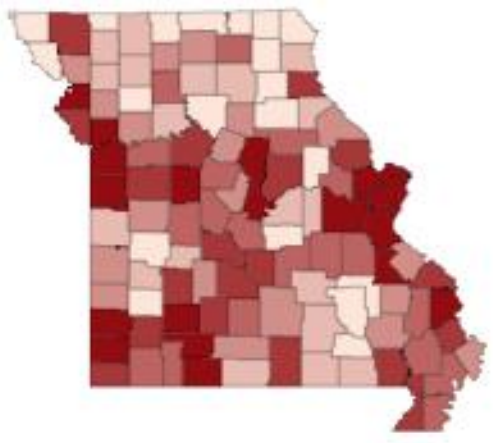
Cases are updated each day on the Missouri Department of Health website.

- Probable cases are not reflected on the DHSS website
- Source: Missouri Department of Health and Senior Services

COVID-19 IN MISSOURI

Total Number of Cases

- 0
- <20
- 20 - 106
- 107 - 169
- 170 - 348
- 349 - 617
- 618 - 1,162
- 1,163 - 23,417



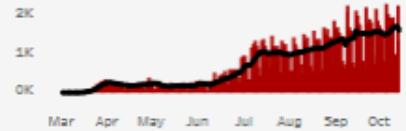
CDC: Cases & Deaths by County
<https://www.cdc.gov/coronavirus/2019-ncov/cases-updates/county-map.html>

COVID-19 in Missouri

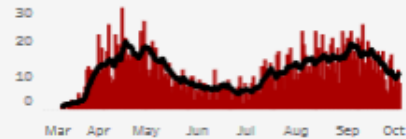
NOTE on dates: This dashboard was last updated on the morning of 10/16/2020 and includes data reported through 10/15/2020. All 7-day metrics are based on the date a test or death occurred, and are subject to a 3-day delay to ensure data are accurate and complete. See FAQ for details.
 Range for 7-Day metrics: 10/7/2020 through 10/13/2020

COVID-19 in Missouri to Date

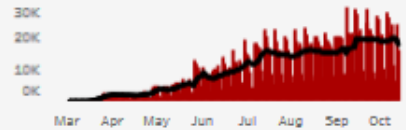
Cases to Date
152,571
 (2,486 per 100k)



Deaths to Date
2,459



Tests to Date
2,248,466
 (36,635 per 100k)



COVID-19 in Missouri - Past 7 Days (based on date of occurrence)

Cases: Past 7 Days	10/13	10/12	10/11	10/10	10/9	10/8	10/7
10,910	1,296	2,173	839	976	1,878	1,862	1,886

Deaths: Past 7 Days	10/13	10/12	10/11	10/10	10/9	10/8	10/7
62	4	8	12	6	9	7	16

Tests: Past 7 Days	10/13	10/12	10/11	10/10	10/9	10/8	10/7
124,219	16,103	23,895	6,431	11,175	24,287	21,449	20,879

Missouri COVID-19 Dashboard will provide COVID-19 data for state and county levels:

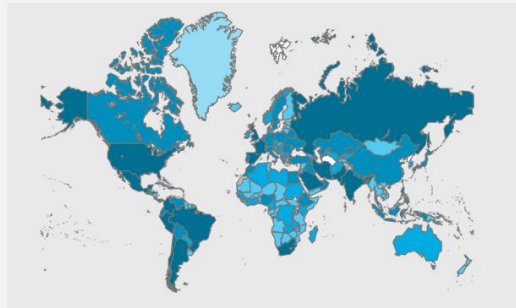
<https://showmestrong.mo.gov/data/public-health/#statewide>

COVID-19

Worldwide as of October 15, 2020

Total Cases: 38,619,674

Total Deaths: 1,093,522



* Source: World Health Organization

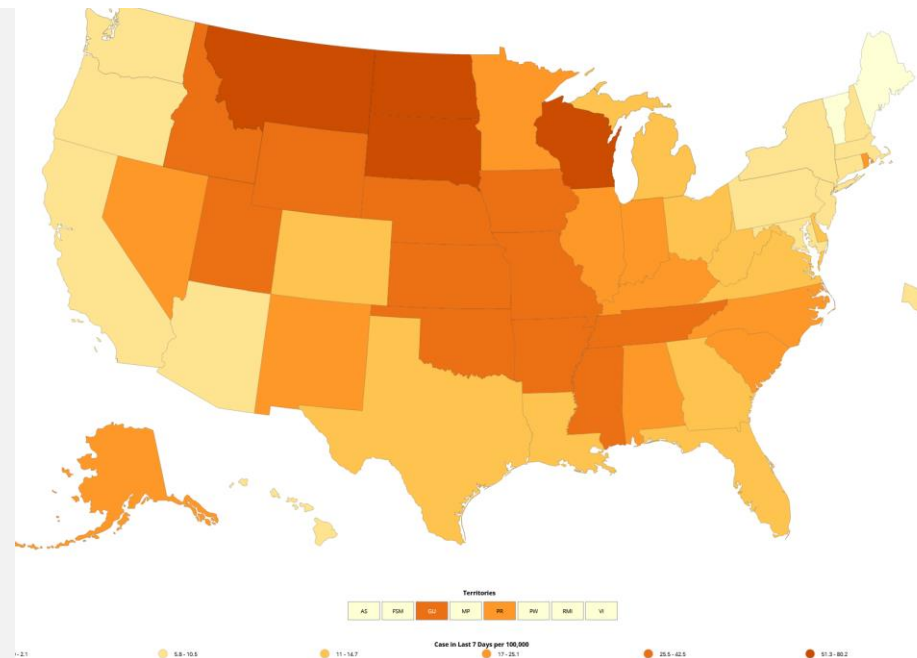
You likely notice a difference in the case counts if you are following other organizations, such as Johns Hopkin. The CDC updates case totals each day, reporting the cases numbers from the previous day. Other sites use sources for real time counts.

United States as of October 15, 2020

Total Cases: 7,894,768

Total Deaths: 216,025

US COVID-19 Case Rate Reported to the CDC in the Last 7 Days, by State/Territory (cases per 100K)



* Source: Center for Disease Control and Prevention

SOURCES OF INFORMATION



**Missouri Department of Health
and Senior Services**

<https://health.mo.gov/living/healthcondiseases/communicable/novel-coronavirus/>



**Center for Disease Control and
Prevention**

<https://www.cdc.gov/coronavirus/2019-ncov/index.html>