

# CITY OF ST. JOSEPH HEALTH DEPARTMENT



**Public Health**  
Prevent. Promote. Protect.

COVID-19 Briefing  
November 20, 2020

# COVID-19 IN BUCHANAN COUNTY

	Total Cases	Confirmed Cases	Probable Cases	Currently Hospitalized	Deaths	Positivity Rate*
Total Count	5454	4149	1305	82	65	25.49%*
Change Since Last Report	+52	+47	+5	+2	0	N/A

COVID-19 cases will now be classified as either “confirmed” or “probable” based on the following criteria and definitions:

**Confirmed case:** The case meets the confirmed laboratory evidence, which is the detection of SARS-CoV-2 RNA in a clinical specimen using an approved detection test verified by a certified testing laboratory.

**Probable case:** The case meets clinical criteria AND epidemiologic evidence (close contact with a confirmed or probable case; travel to or residence in an area with sustained, ongoing community spread; or a member of a risk cohort as defined by public health authorities during an outbreak), with no confirmatory laboratory testing performed for COVID-19.

Probable cases are not reflected on the DHSS website.

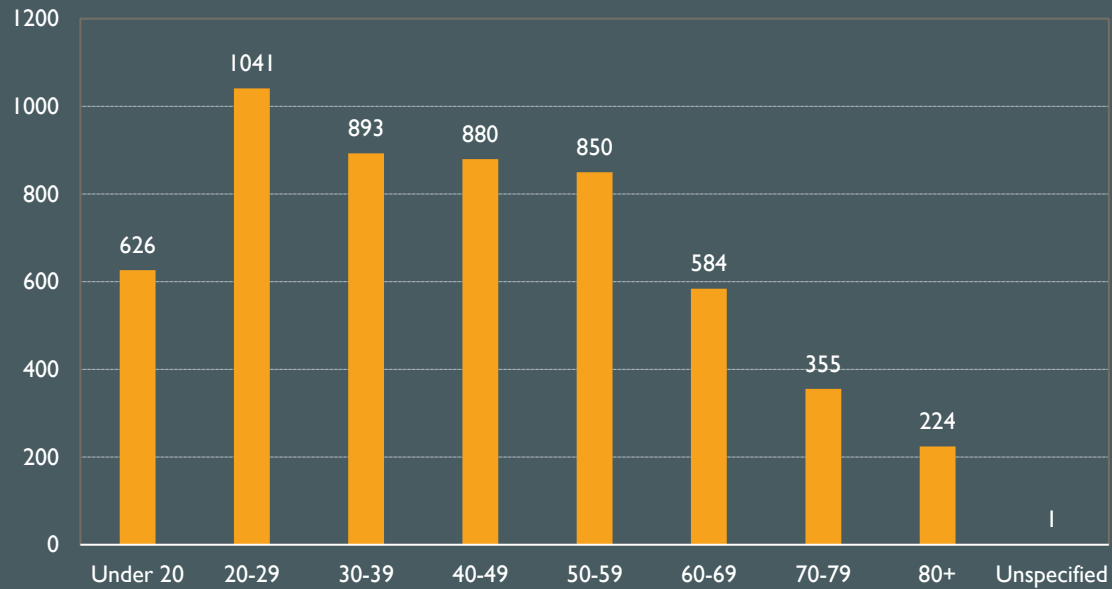
One case/death attributed to Department of Corrections.

**Currently Hospitalized** – As reported by Mosaic Life Care <https://www.mymlc.com/General/coronavirus-covid-19/#DailyTesting>. Patients may not be Buchanan County residents

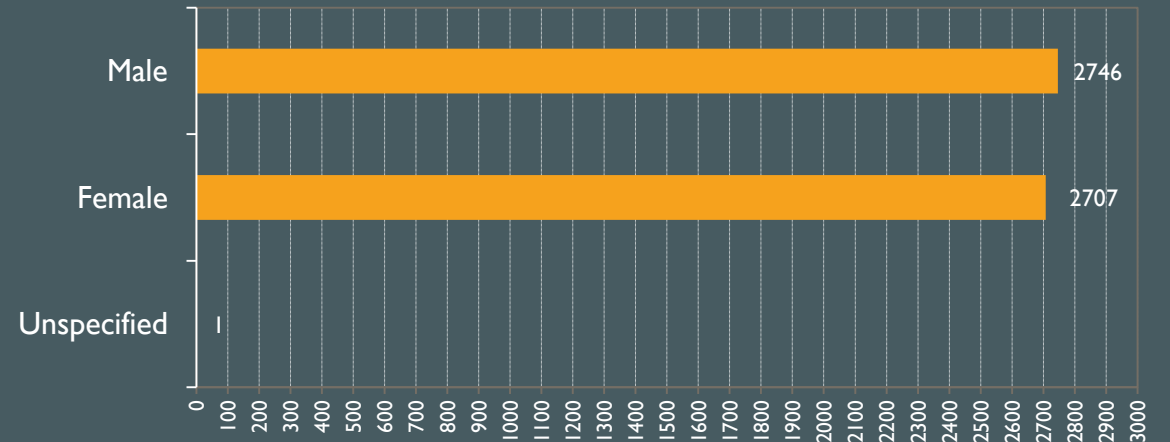
**Positivity Rate** \* - The 7-day positivity rate is based on PCR and antigen testing rates for Buchanan County residents and will be updated once a week on Mondays.

# COVID-19 IN BUCHANAN COUNTY CASE DEMOGRAPHICS

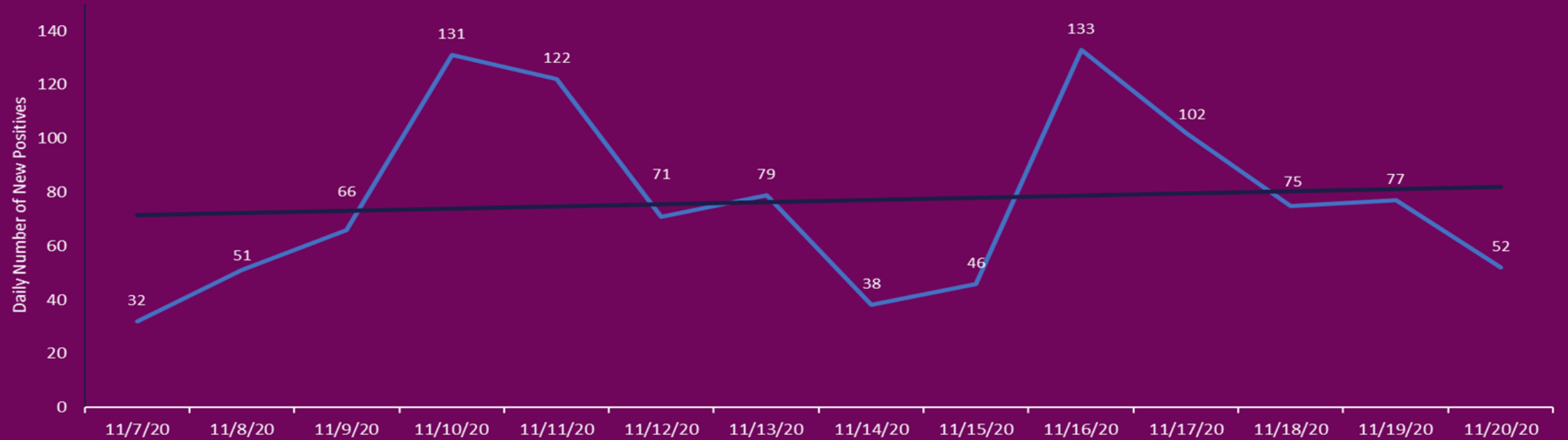
Buchanan County Cases by Age Range



Buchanan County Cases by Gender



### Buchanan County 14-Day Trend Report November 7 - 20, 2020



This chart shows the number of new positive COVID-19 cases per day. The straight line indicates the trend.

## BUCHANAN COUNTY 14-DAY TREND

This is the number of new cases over the past 14 days.

The straight line shows the trend of new cases.

### BUCHANAN COUNTY 14-DAY MOVING AVERAGE NOVEMBER 7-20, 2020



This chart shows the average number of new positive COVID-19 cases over the past 14 days. Moving averages help smooth out fluctuations over days when less reporting is done such as on weekends and holidays. The straight line indicates the trend.

### BUCHANAN COUNTY 14-DAY MOVING AVERAGE

This is the average number of new cases over the past 14 days prior to the date posted.

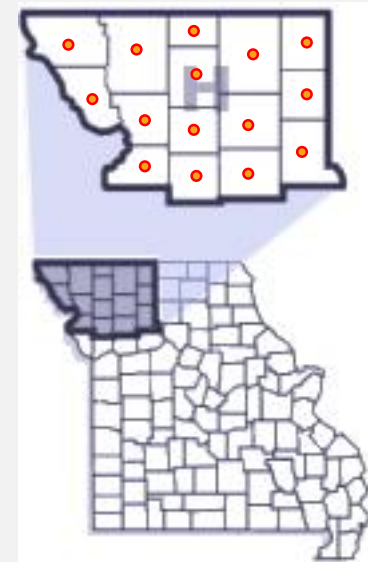
The straight line shows the trend of the average of new cases.

# COVID-19 IN REGION H

Region H: 13,081 Cases

191 Deaths

County	Total cases	Deaths
Andrew	993	13
Atchison	251	1
Buchanan	5,454	65
Caldwell	408	2
Clinton	796	39
Daviess	349	5
DeKalb	505	5
Gentry	378	10
Grundy	592	18
Harrison	393	1
Holt	285	4
Livingston	685	17
Mercer	105	0
Nodaway	1798	11
Worth	89	0



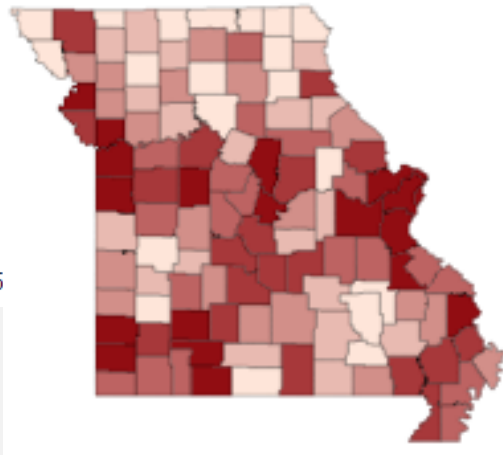

Regional cases include confirmed cases reported to the Missouri Department of Health and Senior Services and real time data collected from regional local public health agencies.

Cases are updated each day on the Missouri Department of Health website.

- Probable cases are not reflected on the DHSS website
- Source: Missouri Department of Health and Senior Services

# COVID-19 IN MISSOURI

## Total Number of Cases



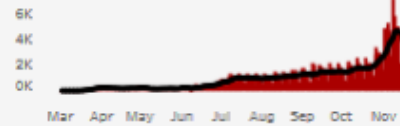
CDC: Cases & Deaths by County

<https://www.cdc.gov/coronavirus/2019-ncov/cases-updates/county-map.html>

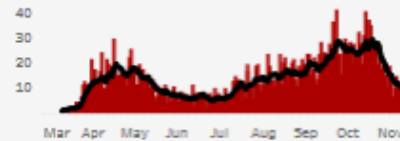
## COVID-19 in Missouri

### COVID-19 in Missouri to Date

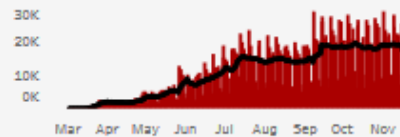
Cases to Date  
**262,436**  
(4,276 per 100k)



Deaths to Date  
**3,537**



Tests to Date  
**2,889,986**  
(47,088 per 100k)



**NOTE on dates:** This dashboard was last updated on the morning of **11/20/2020** and includes data reported through **11/19/2020**. All 7-day metrics are based on the date a test or death *occurred*, and are subject to a 3-day delay to ensure data are accurate and complete. See FAQ for details.  
Range for 7-Day metrics: 11/11/2020 through 11/17/2020

### COVID-19 in Missouri - Past 7 Days (based on date of occurrence)

Cases: Past 7 Days  
**26,027**  
(daily avg. of 3,718)

11/17	11/16	11/15	11/14	11/13	11/12	11/11
2,408	5,074	1,806	2,182	4,430	5,071	5,056

Deaths: Past 7 Days  
**75**  
(daily avg. of 11)

11/17	11/16	11/15	11/14	11/13	11/12	11/11
10	9	13	15	11	10	7

Tests: Past 7 Days  
**122,066**  
(daily avg. of 17,438)

11/17	11/16	11/15	11/14	11/13	11/12	11/11
13,943	25,838	7,486	10,185	22,481	23,034	19,099

Missouri COVID-19 Dashboard will provide COVID-19 data for state and county levels:

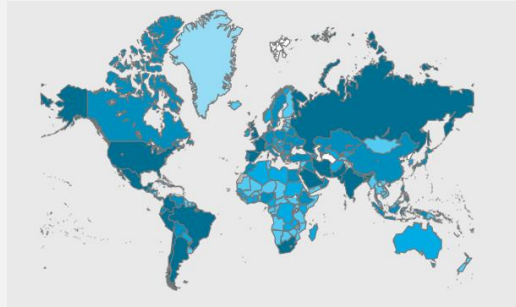
<https://showmestrong.mo.gov/data/public-health/#statewide>

# COVID-19

Worldwide as of November 20, 2020

Total Cases: 56,623,643

Total Deaths: 1,355,963



\* Source: World Health Organization

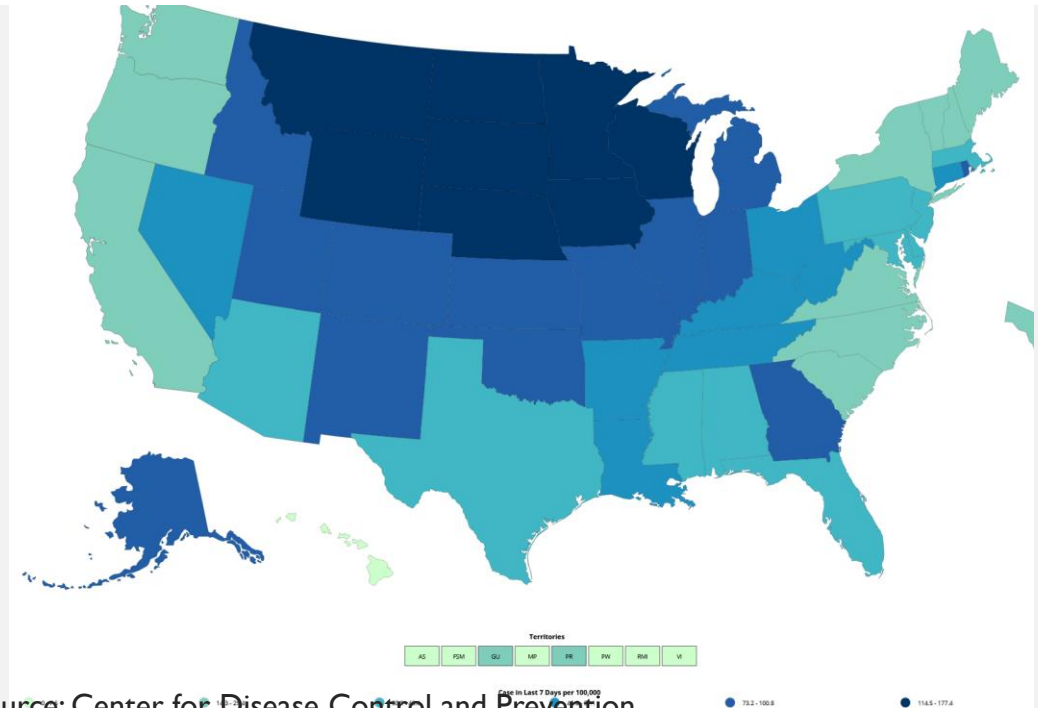
You likely notice a difference in the case counts if you are following other organizations, such as Johns Hopkin. The CDC updates case totals each day, reporting the cases numbers from the previous day. Other sites use sources for real time counts.

United States as of November 20, 2020

Total Cases: 11,650,817

Total Deaths: 251,715

US COVID-19 Case Rate Reported to the CDC in the Last 7 Days, by State/Territory (cases per 100K)



\* Source: Center for Disease Control and Prevention



# FREE COVID-19 TESTING

Register at [health.mo.gov/communitytest](https://health.mo.gov/communitytest) or 877-435-8411



**BUCHANAN COUNTY**

Aquatic Center,  
402 S. Noyes Blvd., St. Joseph

**DECEMBER 5, 2020**

8 a.m. - 4 p.m.



# HOW TO WEAR A NON-MEDICAL FABRIC MASK SAFELY

## Do's →



Clean your hands before touching the mask



Inspect the mask for damage or if dirty



Adjust the mask to your face without leaving gaps on the sides



Cover your mouth, nose, and chin



Avoid touching the mask



Clean your hands before removing the mask



Remove the mask by the straps behind the ears or head



Pull the mask away from your face



Store the mask in a clean plastic, resealable bag if it is not dirty or wet and you plan to re-use it



Remove the mask by the straps when taking it out of the bag



Wash the mask in soap or detergent, preferably with hot water, at least once a day



Clean your hands after removing the mask

**A fabric mask can protect others around you. To protect yourself and prevent the spread of COVID-19, remember to keep at least 1 metre distance from others, clean your hands frequently and thoroughly, and avoid touching your face and mask.**

# KEEPING YOUR THANKSGIVING SAFE



Social distance • Wear a mask • Use good hygiene • Limit contacts

## SOURCES OF INFORMATION



### **Missouri Department of Health and Senior Services**

<https://health.mo.gov/living/healthcondiseases/communicable/novel-coronavirus/>



### **Center for Disease Control and Prevention**

<https://www.cdc.gov/coronavirus/2019-ncov/index.html>