

CITY OF STJOSEPH HEALTH DEPARTMENT



Public Health
Prevent. Promote. Protect.

COVID-19 Briefing
January 13, 2021

COVID-19 IN BUCHANAN COUNTY

	Total Cases	Confirmed Cases	Probable Cases	Currently Hospitalized	Deaths	Positivity Rate*
Total Count	9166	6611	2555	56	146	19.48%*
Change Since Last Report	+59	+26	+33	+3	+1	N/A

COVID-19 cases will now be classified as either “confirmed” or “probable” based on the following criteria and definitions:

Confirmed case: The case meets the confirmed laboratory evidence, which is the detection of SARS-CoV-2 RNA in a clinical specimen using an approved detection test verified by a certified testing laboratory.

Probable case: The case meets clinical criteria AND epidemiologic evidence (close contact with a confirmed or probable case; travel to or residence in an area with sustained, ongoing community spread; or a member of a risk cohort as defined by public health authorities during an outbreak), with no confirmatory laboratory testing performed for COVID-19.

Probable cases are not reflected on the DHSS website.

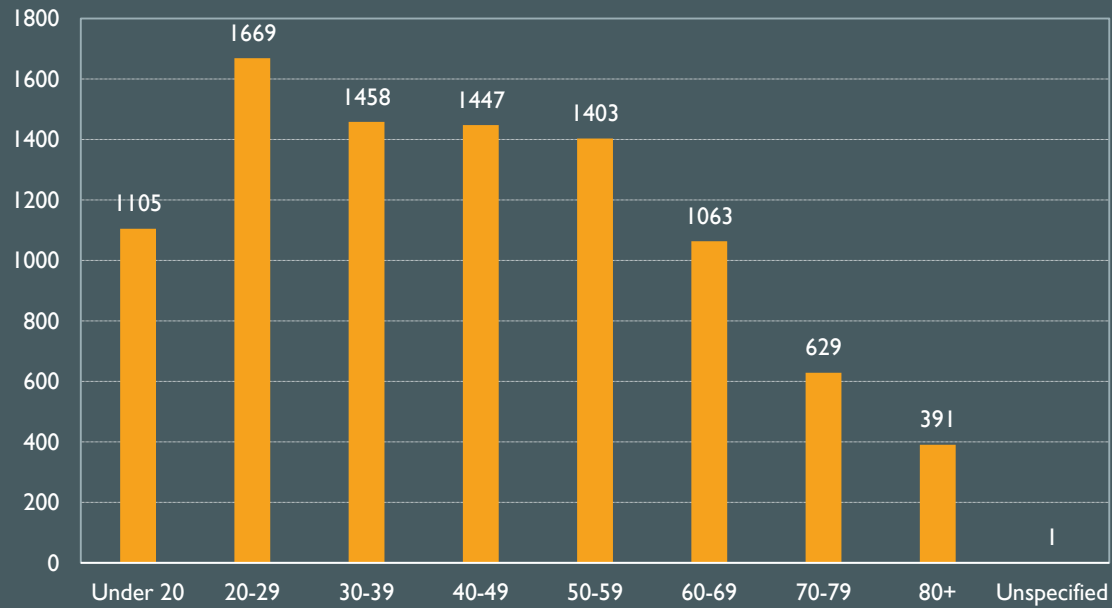
One case/death attributed to Department of Corrections.

Currently Hospitalized – As reported by Mosaic Life Care <https://www.mylc.com/General/coronavirus-covid-19/#DailyTesting>. Patients may not be Buchanan County residents

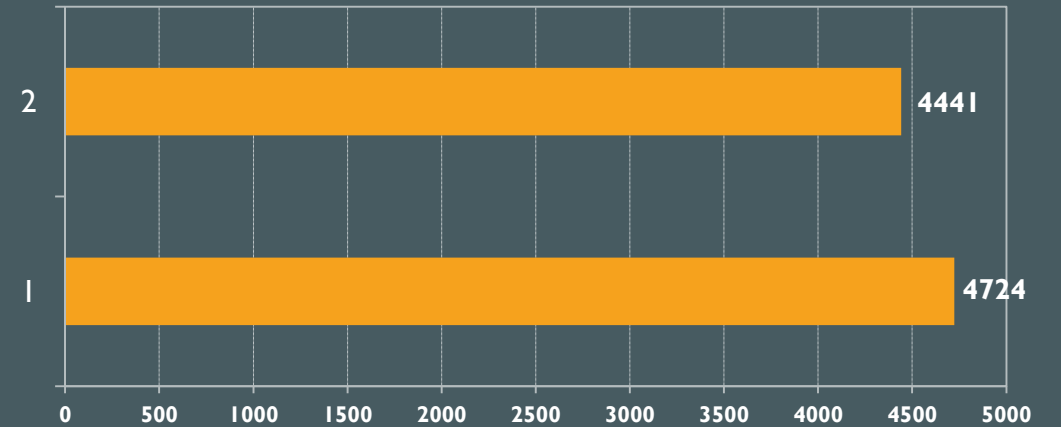
Positivity Rate* - The 7-day positivity rate is based on PCR and antigen testing rates for Buchanan County residents and will be updated once a week on Mondays.

COVID-19 IN BUCHANAN COUNTY CASE DEMOGRAPHICS

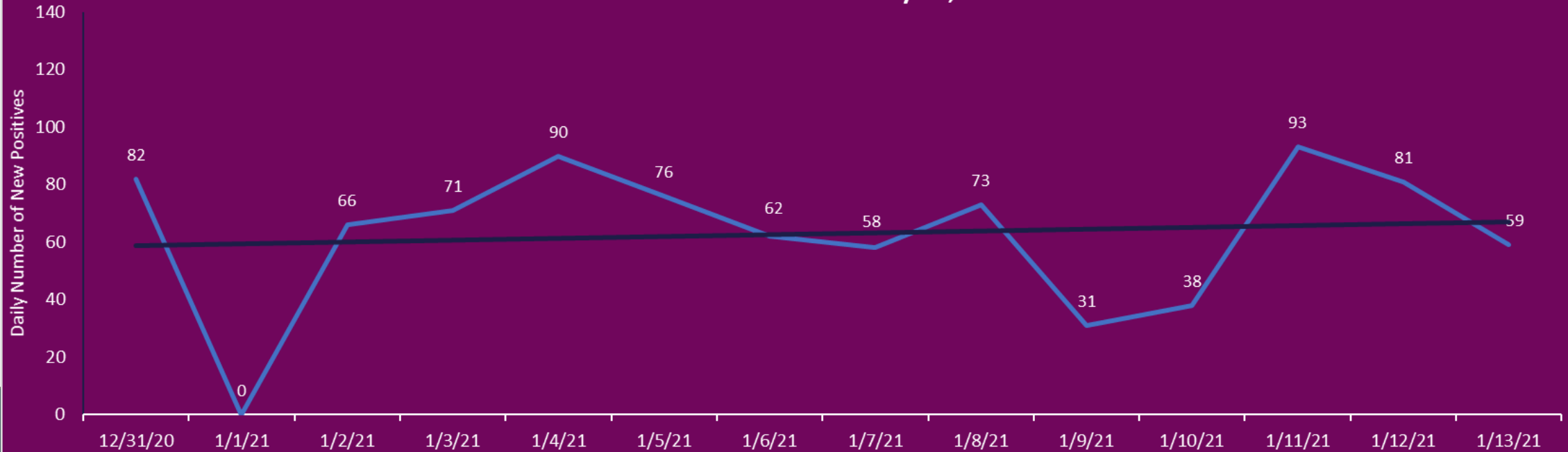
Buchanan County Cases by Age Range



Buchanan County Cases by Gender



Buchanan County 14-Day Trend Report December 31 - January 13, 2020



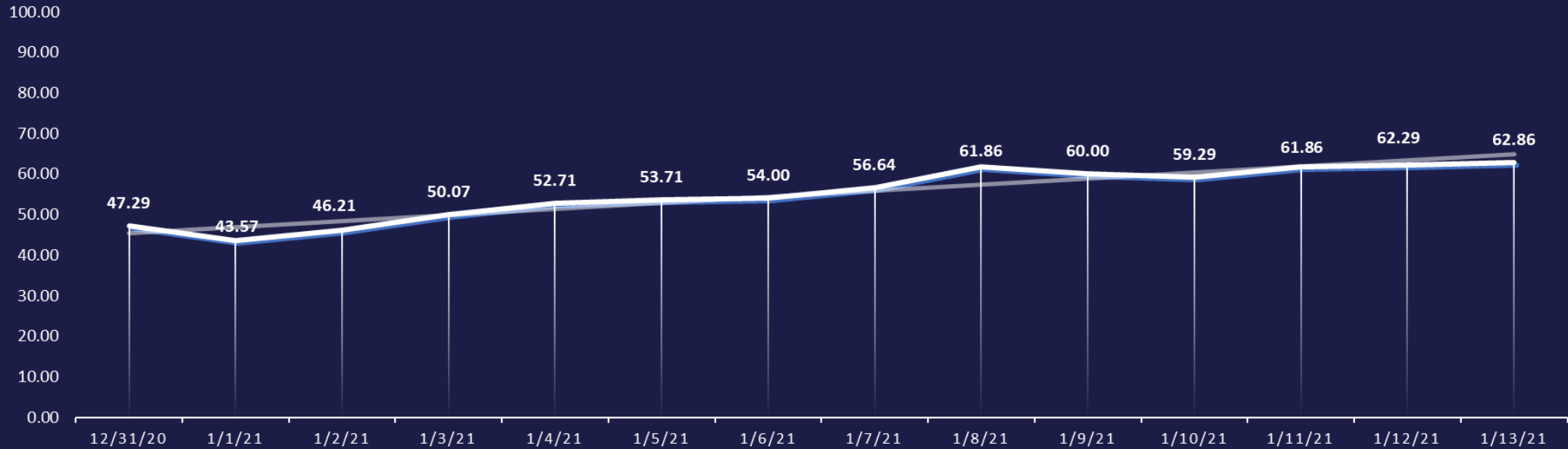
This chart shows the number of new positive COVID-19 cases per day. The straight line indicates the trend.

BUCHANAN COUNTY 14-DAY TREND

This is the number of new cases over the past 14 days.

The straight line shows the trend of new cases.

BUCHANAN COUNTY 14-DAY MOVING AVERAGE DECEMBER 31 - JANUARY 13, 2020



This chart shows the average number of new positive COVID-19 cases over the past 14 days.
Moving averages help smooth out fluctuations over days when less reporting is done such as on weekends and holidays.
The straight line indicates the trend.

BUCHANAN COUNTY 14-DAY MOVING AVERAGE

This is the average number of new cases over the past 14 days prior to the date posted.

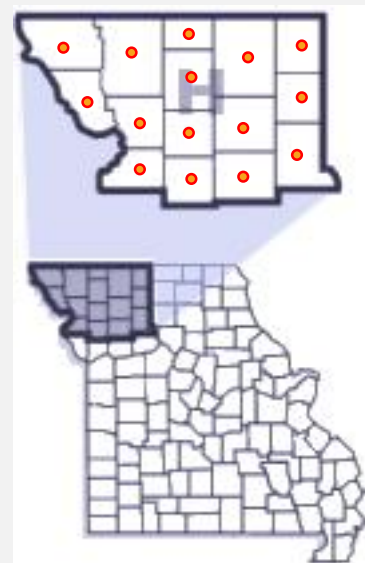
The straight line shows the trend of the average of new cases.

COVID-19 IN REGION H

Region H: 22,399 Cases

411 Deaths

County	Total cases	Deaths
Andrew	1,828	16
Atchison	400	10
Buchanan	9,166	146
Caldwell	767	7
Clinton	1,558	61
Daviess	556	13
DeKalb	959	13
Gentry	713	17
Grundy	958	29
Harrison	854	14
Holt	468	15
Livingston	1,242	41
Mercer	297	7
Nodaway	2,440	21
Worth	193	1



Regional cases include confirmed cases reported to the Missouri Department of Health and Senior Services and real time data collected from regional local public health agencies.

Cases are updated each day on the Missouri Department of Health website.

- Probable cases are not reflected on the DHSS website
- Source: Missouri Department of Health and Senior Services

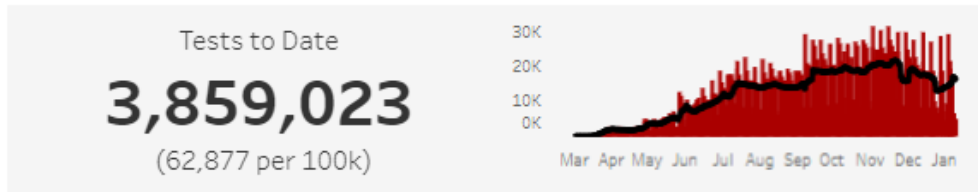
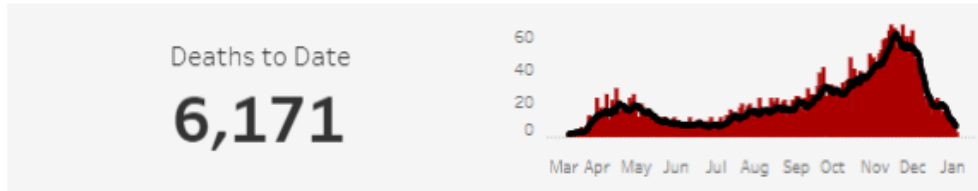
COVID-19 IN MISSOURI

COVID-19 in Missouri


NOTE on dates: This dashboard was last updated on the morning of **1/13/2021** and includes data reported through **1/12/2021**. All 7-day metrics are based on the date a test or death occurred, and are subject to a 3-day delay to ensure data are accurate and complete. See FAQ for details.
Range for 7-Day metrics: 1/4/2021 through 1/10/2021

Note: Please see our "Details about Metrics" page for a message regarding Pettis County data.

COVID-19 in Missouri to Date



COVID-19 in Missouri - Past 7 Days (based on date of occurrence)



Missouri COVID-19 Dashboard will provide COVID-19 data for state and county levels:

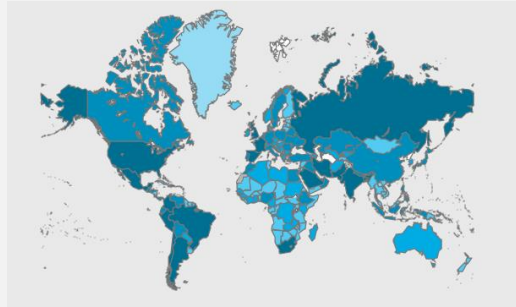
<https://showmestrong.mo.gov/data/statewide-public-health/>

COVID-19

Worldwide as of January 13, 2021

Total Cases: 90,335,008

Total Deaths: 1,954,336



* Source: World Health Organization

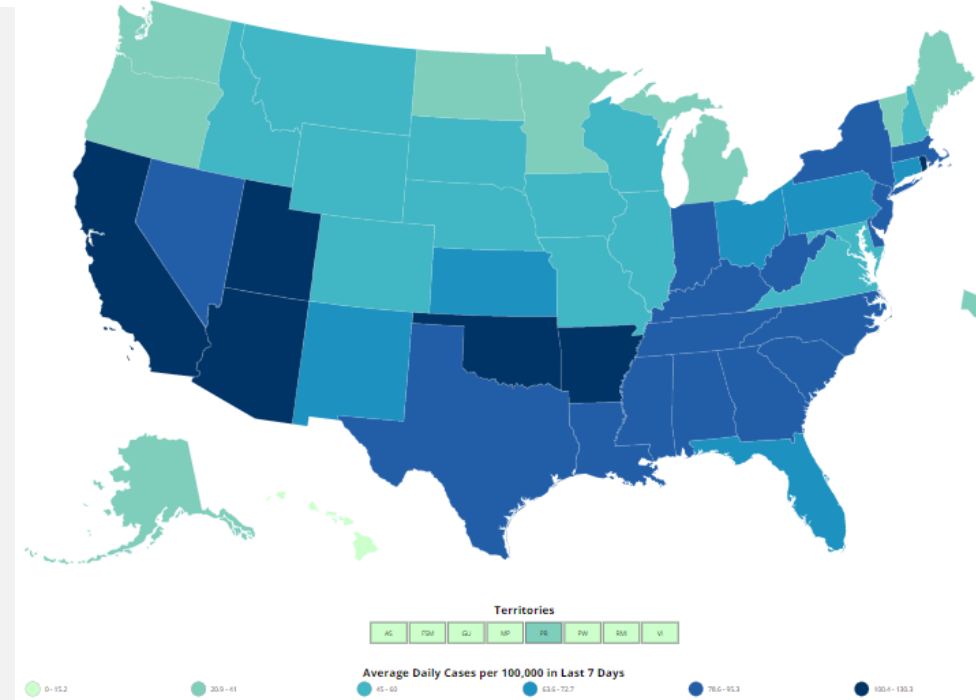
You likely notice a difference in the case counts if you are following other organizations, such as Johns Hopkins. The CDC updates case totals each day, reporting the cases numbers from the previous day. Other sites use sources for real time counts.

United States as of January 13, 2021

Total Cases: 22,740,142

Total Deaths: 379,255

US COVID-19 Case Rate Reported to the CDC in the Last 7 Days, by State/Territory (cases per 100K)



* Source: Center for Disease Control and Prevention

FREE COVID-19 TESTING

Register at health.mo.gov/communitytest or 919-351-6256



GENTRY COUNTY

Stanberry City Hall
130 West 1st St., Stanberry

JANUARY 14, 2021

12 p.m. - 4 p.m.

COVID-19 COMMUNITY BASED TESTING

Community testing events serve the residents of Missouri. DHSS is partnering with the Missouri Community Health Centers and MAKO Medical Laboratories to offer these free testing events. There is no eligibility other than to have a Missouri address. The test is a PCR test done by an anterior nares or midnasal swab to determine the presence of SARS-CoV-2, the virus that causes COVID-19. This is not an antigen or antibody test.

Registration if recommended.

TO REGISTER, visit: <https://mako.exchange/splash/MOmakotesting/#test-site-id>

Testing Sites Near You:

GENTRY COUNTY	January 14, 2021, 12-4 pm	Stanberry City Hall
BUCHANAN COUNTY	January 19, 2021 12-4pm	Southside Clinic, Northwest Health Services
NODAWAY COUNTY	January 20, 2021, 12-4 pm	National Guard Armory
HARRISON COUNTY	January 26, 2021, 12-4 pm	Bethany Community Gym
BUCHANAN COUNTY	January 28, 2020 12-4 pm	Southside Clinic, Northwest Health Services

SOURCES OF INFORMATION



Missouri Department of Health and Senior Services

<https://health.mo.gov/living/healthcondiseases/communicable/novel-coronavirus/>



Center for Disease Control and Prevention

<https://www.cdc.gov/coronavirus/2019-ncov/index.html>