

CITY OF ST. JOSEPH HEALTH DEPARTMENT



Public Health
Prevent. Promote. Protect.

COVID-19 Briefing
February 22, 2021

COVID-19 VACCINE DASHBOARD

ADMINISTERED THROUGH 2/22/2021

[HTTPS://COVIDVACCINE.MO.GOV/DATA/](https://COVIDVACCINE.MO.GOV/DATA/)

County Name	Total COVID-19 Doses Administered	First COVID-19 Dose Administered	Second COVID-19 Dose Administered	Percent of Population Who Has Received First Dose	7-Day COVID-19 Doses Administered
Buchanan	9,667	7,009	2,654	8.0%	776

COVID-19 Vaccinations in Missouri

Overall Vaccinations in Missouri

This dashboard was last updated on **2/22/2021** and contains data on vaccinations administered through **2/21/2021**. Historical numbers, especially over the most recent few days, will update as providers report data to the state. Differences between this dashboard's numbers and those on CDC's dashboard are primarily due to timing.

Total doses administered
(includes first and second doses)

1,029,785

Number of people who have
received at least one dose

703,014

Number of people who have
received a second dose

326,771

Share of population who have
received at least one dose

11.5%

(5.3% have received two doses)

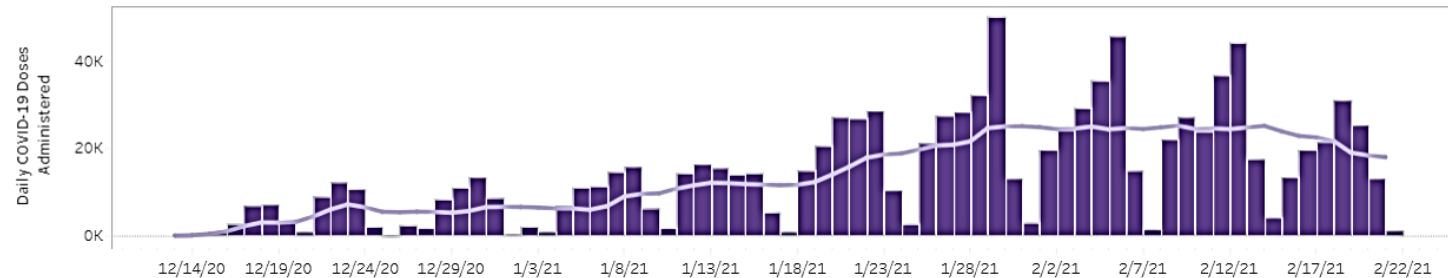
Doses administered in past 7 days
(2/13/2021 through 2/19/2021)

132,788

(average of 18,970 per day)

Doses Administered Over Time

Line represents 7-day average. Note that data from the most recent days may be incomplete because of delays in reporting.



COVID-19 IN BUCHANAN COUNTY

	Total Cases	Confirmed Cases	Probable Cases	Currently Hospitalized	Deaths	Positivity Rate*
Total Count	10,007	7,079	2,928	6	164	5.02%*
Change Since Last Report	+31	+15	+16	+1	+2	N/A

Confirmed case: The case meets the confirmed laboratory evidence, which is the detection of SARS-CoV-2 RNA in a clinical specimen using an approved detection test verified by a certified testing laboratory.

Probable case: The case meets clinical criteria AND epidemiologic evidence (close contact with a confirmed or probable case; travel to or residence in an area with sustained, ongoing community spread; or a member of a risk cohort as defined by public health authorities during an outbreak), with no confirmatory laboratory testing performed for COVID-19.

Probable cases are not reflected on the DHSS website.

Currently Hospitalized – As reported by Mosaic Life Care <https://www.mylc.com/General/coronavirus-covid-19/#DailyTesting>. Patients may not be Buchanan County residents.

Positivity Rate * - The 7-day positivity rate is based on PCR and Antigen testing rates for Buchanan County residents and will be updated once a week on Mondays.

BUCHANAN COUNTY TESTING POSITIVITY RATE

7 Day Positivity Rate for PCR & Antigen Tests

16.80%

Number Tested via PCR or Antigen Tests

1,411

MISSOURI TESTING POSITIVITY RATE

7 Day Percent Positive of PCR Tested Individuals (CDC Method)

6.3%

Cumulative PCR Positivity Rate

20.5%

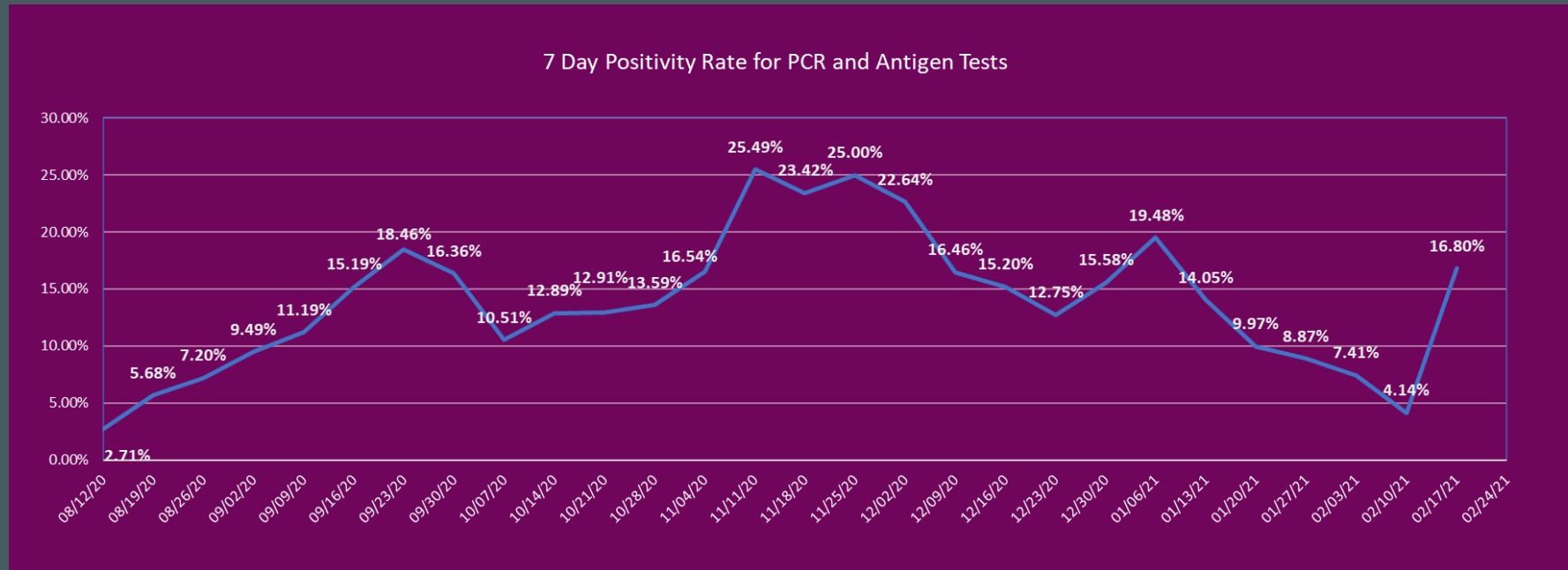
US TESTING POSITIVITY RATE

Overall % Positive

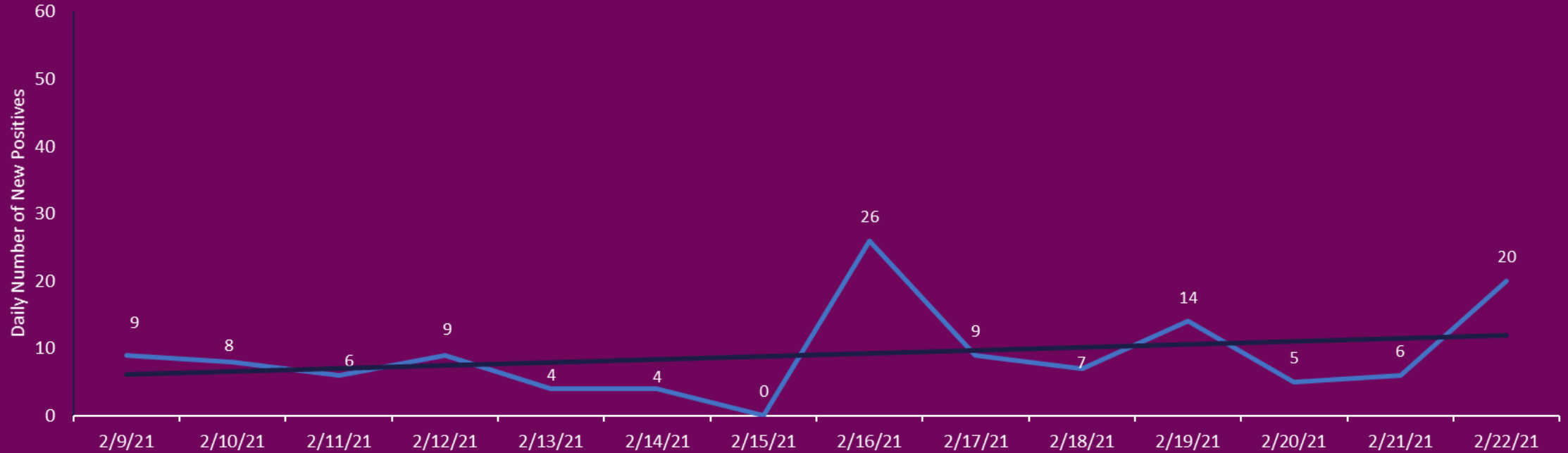
9.05%

BUCHANAN COUNTY TESTING POSITIVITY RATE

FEBRUARY 11 - 17, 2021



Buchanan County 14-Day Trend Report February 9 - 22, 2020



This chart shows the number of new positive COVID-19 cases per day. The straight line indicates the trend.

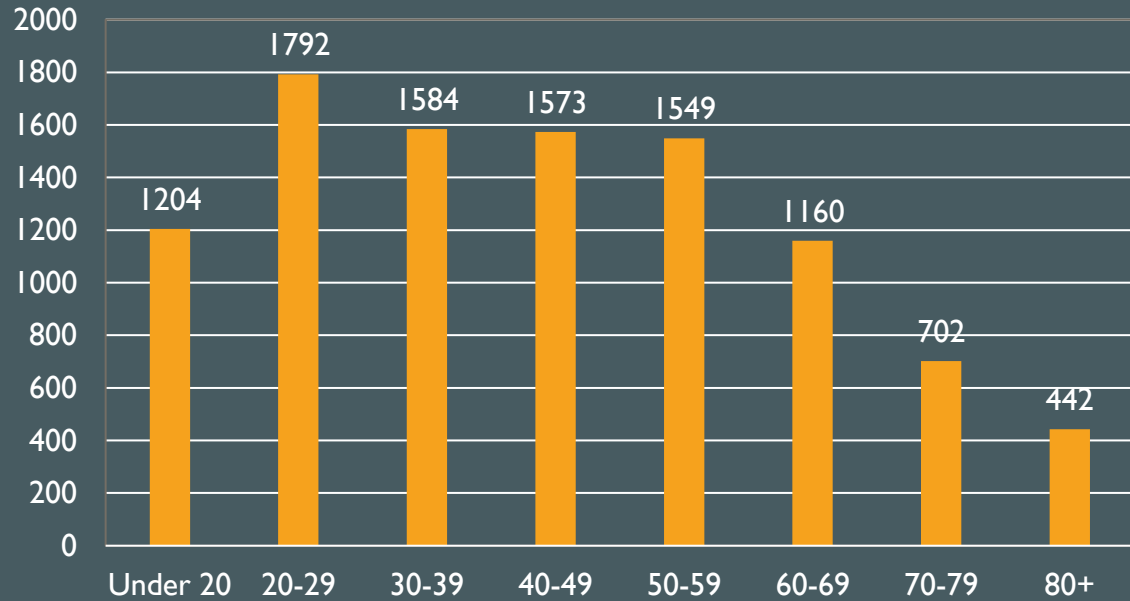
BUCHANAN COUNTY 14-DAY TREND

This is the number of new cases over the past 14 days.

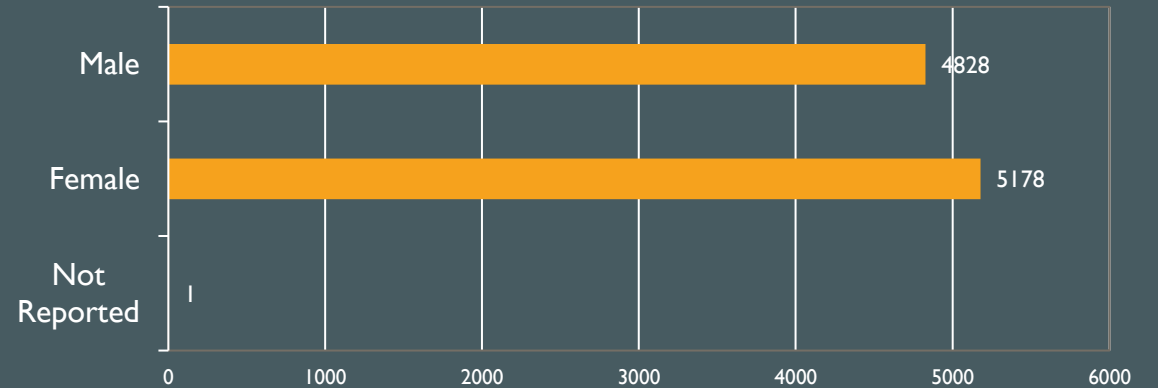
The straight line shows the trend of new cases.

BUCHANAN COUNTY COVID-19 CASE DEMOGRAPHICS

Buchanan County Cases by Age Range



Buchanan County Cases by Gender

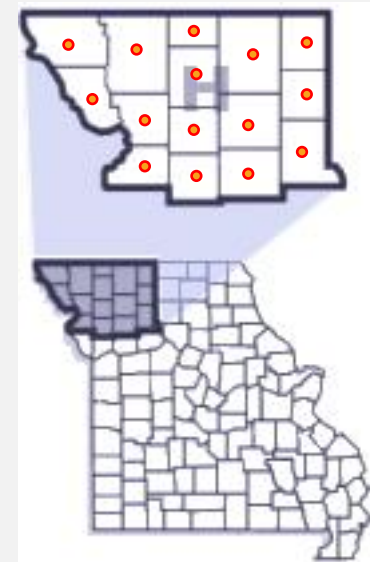


COVID-19 IN REGION H

Region H: 24,748 Cases

469 Deaths

County	Total cases	Deaths
Andrew	1,953	20
Atchison	422	11
Buchanan	10,007	164
Caldwell	806	8
Clinton	1,937	65
Daviess	664	14
DeKalb	1,093	14
Gentry	776	19
Grundy	1,052	40
Harrison	1,006	16
Holt	508	15
Livingston	1,426	51
Mercer	332	7
Nodaway	2,555	23
Worth	211	2



Regional cases include confirmed cases reported to the Missouri Department of Health and Senior Services and real time data collected from regional local public health agencies.

Cases are updated each day on the Missouri Department of Health website.

- Probable cases are not reflected on the DHSS website
- Source: Missouri Department of Health and Senior Services

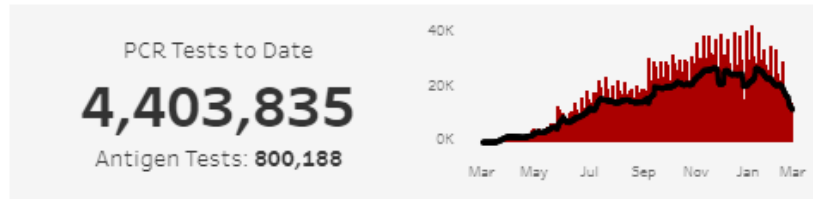
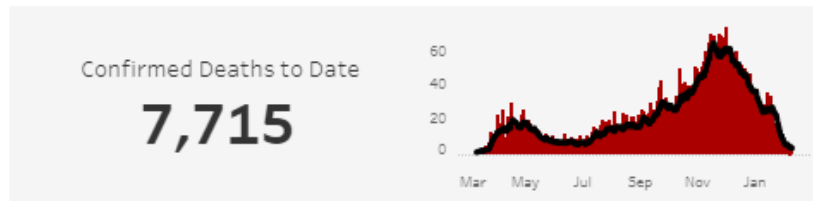
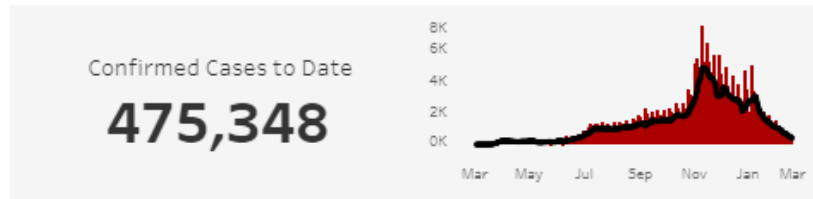
COVID-19 IN MISSOURI

COVID-19 in Missouri


NOTE on dates: This dashboard was last updated on the morning of 2/22/2021 and includes data reported through 2/21/2021. All 7-day metrics are based on the date a test or death occurred, and are subject to a 3-day delay to ensure data are accurate and complete. See FAQ for details.
 Range for 7-Day metrics: 2/13/2021 through 2/19/2021

Note: Please see our "Details about Metrics" page for a message regarding Pettis County data.

COVID-19 in Missouri to Date



COVID-19 in Missouri - Past 7 Days (based on date of occurrence)



Missouri COVID-19 Dashboard will provide COVID-19 data for state and county levels:

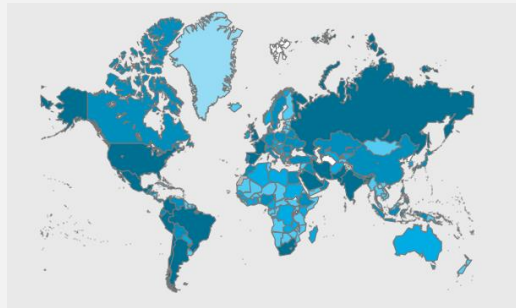
<https://showmestrong.mo.gov/data/statewide-public-health/>

COVID-19

Worldwide as of February 22, 2021

Total Cases: 111,102,016

Total Deaths: 2,462,911



* Source: World Health Organization

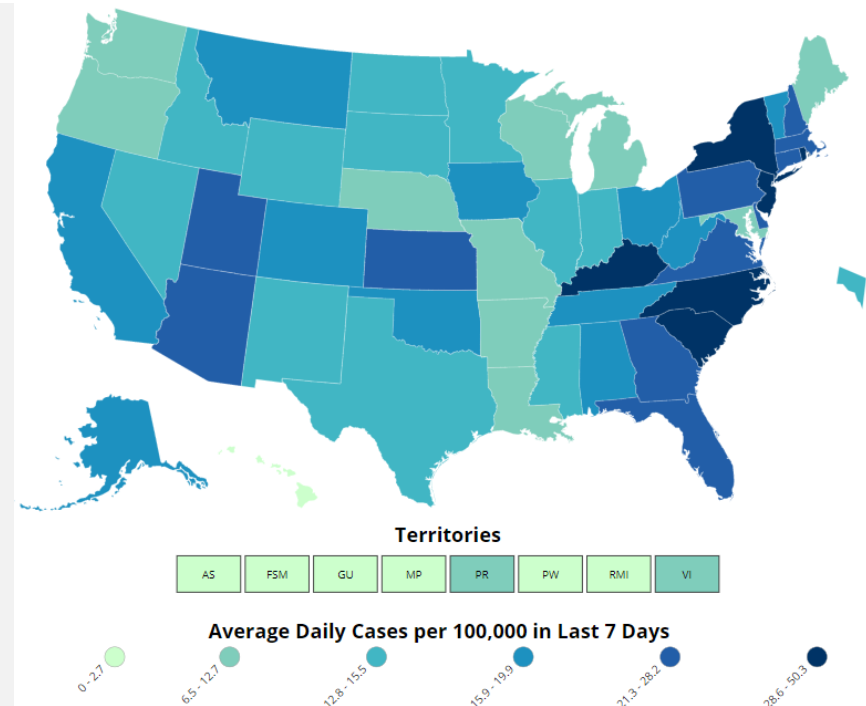
You likely notice a difference in the case counts if you are following other organizations, such as Johns Hopkins. The CDC updates case totals each day, reporting the cases numbers from the previous day. Other sites use sources for real time counts.

United States as of February 22, 2021

Total Cases: 27,938,085

Total Deaths: 497,415

US COVID-19 Case Rate Reported to the CDC in the Last 7 Days, by State/Territory (cases per 100K)



* Source: Center for Disease Control and Prevention

FREE COVID-19 TESTING

Register at health.mo.gov/communitytest or 919-351-6256



BUCHANAN COUNTY

FEBRUARY 26, 2021

**St. Joseph Aquatic Center
402 South Noyes Boulevard, St. Joseph**

10 a.m. - 2 p.m.



MISSOURI SENIORS

We've launched a new partnership with Missouri's Area Agencies on Aging to ensure seniors age 60 and over can have a streamlined and accessible vaccination experience.

Your local AAA can help you:

- Register for a vaccine, if you have not yet registered
- Coordinate round-trip transportation
- Be reminded when it's time for your second dose

Please Note: If you have already registered for a COVID-19 vaccine, your AAA cannot help you get vaccinated faster.



**Contact your local Area Agency on Aging (AAA)
for assistance with vaccine registration,
transportation, and more.**

Northwest Missouri

**Young at Heart Resources
1-888-844-5626**

 [MOPlastsCovid.com](https://moplastscovid.com)



 877-435-8411

SOURCES OF INFORMATION



**Missouri Department of Health
and Senior Services**

<https://health.mo.gov/living/healthcondiseases/communicable/novel-coronavirus/>



**Center for Disease Control and
Prevention**

<https://www.cdc.gov/coronavirus/2019-ncov/index.html>