

# COVID-19 Cases by the Numbers

## Buchanan County COVID-19 Cases

Updated April 5, 2021

- Confirmed 7,210 (+5)
- Probable 3,049 (+1)
- Total 10,259
- Hospitalization\*\* Below 10
- Positivity Rate\* 3.53%

## Buchanan County Vaccinations

- Doses Administered 22,005
- 1 Dose Administered 13,467
- 2 Dose Administered 8,822
- Population % (1 Dose) 15.4%

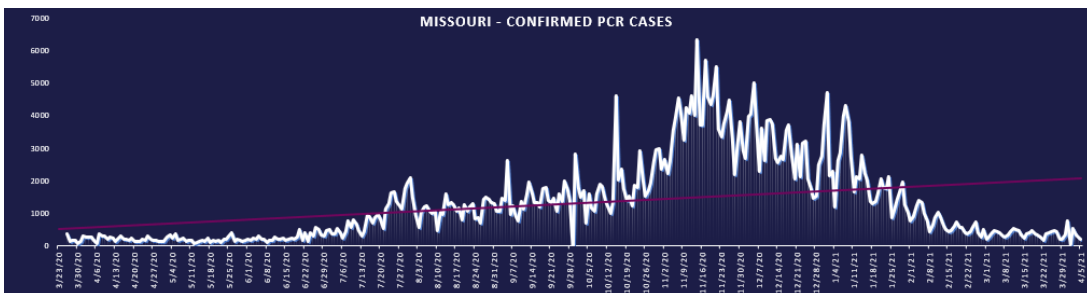
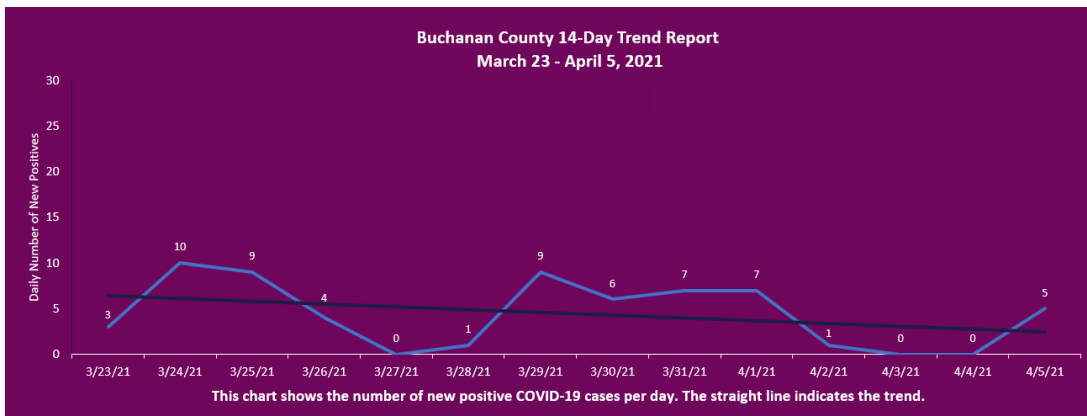
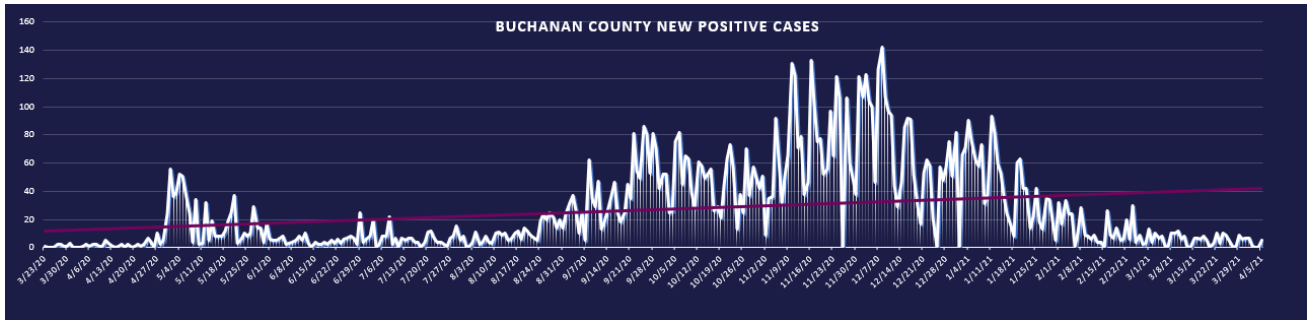
## Missouri COVID-19 Cases

Updated April 5, 2021

- Confirmed 490,927 (+1,146)
- Deaths 8,504 (+5)
- Tests 4,945,939

## Missouri Vaccinations

- Doses Administered 2,703,098
- Population % (1 Dose) 27.9%
- Population % (2 Dose) 17.2%



\*The 14-day positivity rate will be provided every Monday by the Health Department. Please see page 4 of the [Health Department's Daily Briefing](#) for more information.

\*\*At this time, the COVID-19 patient count is minimal. If the Mosaic Life Care system has more than ten COVID-19 inpatients, the inpatient number will be updated.

**St. Joseph  
Health Department  
COVID-19  
Daily Briefing**

## Do Your Part

Everyone can do their part to help stop the spread of COVID-19. Give six feet of space between you and others. Wear your mask properly and wash them regularly. Practice good personal hygiene and wash your hands frequently. Most importantly, stay home if you feel sick or are considered high risk.