

CITY OF ST. JOSEPH HEALTH DEPARTMENT



Public Health
Prevent. Promote. Protect.

COVID-19 Briefing
May 3, 2021

COVID-19 VACCINE DASHBOARD

[HTTPS://COVIDVACCINE.MO.GOV/DATA/](https://COVIDVACCINE.MO.GOV/DATA/)

County Name	Total Doses Administered (Includes first and second doses)	Number of people who have initiated vaccination	Number of people who have completed vaccination	Share of population who has initiated vaccination	Doses Administered in past seven days
Buchanan	29,717	16,635	14,216	19%	1,520

COVID-19 Vaccinations in Missouri

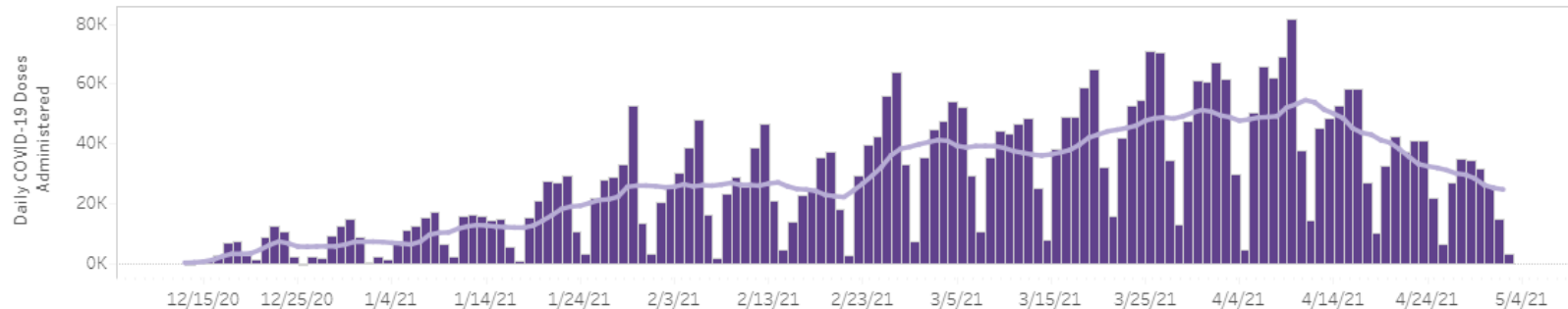
Overall Vaccinations in Missouri

This dashboard was last updated on 5/3/2021 and contains data on vaccinations administered through 5/2/2021. Historical numbers, especially over the most recent few days, will update as providers report data to the state. Differences between this dashboard's numbers and those on CDC's dashboard are primarily due to timing.

Total doses administered (includes first and second doses)	Number of people who have initiated vaccination	Number of people who have completed vaccination	Share of population who has initiated vaccination	Doses administered in past 7 days (4/24/2021 through 4/30/2021)
3,954,014	2,316,315	1,760,994	37.7% (28.7% have completed vaccination)	182,261 (average of 26,037 per day)

Doses Administered Over Time

Line represents 7-day average. Note that data from the most recent days may be incomplete because of delays in reporting.



BUCHANAN COUNTY COVID-19 VACCINATION LOCATIONS

IMPORTANT NOTE: **The City of St. Joseph Health Department does not have specifics on the vaccination process at these locations. Please visit their websites or call for more details.**

Pharmacy Locations

CVS

3320N Belt Hwy, St Joseph, MO 64506
<https://www.cvs.com/coronavirus>

Hy-Vee

201 N Belt Hwy, St Joseph, MO 64506
<https://www.hy-vee.com/my-pharmacy/covid-vaccine>

Rogers

N Belt Hwy, St Joseph, MO 64506
(816) 232-3348—Choose option 10 to register

Sam's Club

5201 N Belt Hwy Ste A St Joseph MO 64506
<https://samsclub.com/covid>

Walgreens

4022 N Belt Hwy, Saint Joseph
3645 Frederick Ave, Saint Joseph 64506
2620 S Belt Hwy, Saint Joseph 64503
<https://www.walgreens.com>

Walmart

4201 N Belt Hwy, St Joseph MO 64506
3022 S Belt Hwy St Joseph MO 64503
<https://www.walmart.com/COVIDvaccine>



Civic Arena Vaccine Clinic

City of St. Joseph Health Department
Tuesday May 4th and May 11th 9am-11am
100 N 4th Street, St. Joseph, MO
<https://signup.com/go/tNdgirq>

The Community Clinic

SECOND DOSES ONLY thru May 11th

East Hills Shopping Center (Gordman's former location) 3702
Frederick Avenue, St. Joseph, MO
<https://mymlc.com/vaccine>

*** Note: Starting May 4, 2021, Mosaic patients can schedule first doses by contacting their primary care provider.**

Senior & Disabled Vaccine Registration Assistance

Seniors and those who are disabled in NWMO can seek assistance with vaccination registration, coordinating round trip transportation for vaccination appointments, and setting up reminder calls!
Contact **Young at Heart Resources 1-888-844-5626** or at <https://www.yahresources.org/>

Northwest Missouri (Region H) Mass Vax Events

Sponsored by State of Missouri, local health officials and
Missouri National Guard
<https://covidvaccine.mo.gov/events/>

COVID-19 IN BUCHANAN COUNTY

	Total Cases	Confirmed Cases	Probable Cases	Currently Hospitalized	Deaths	Positivity Rate
Total Count	10,440	7,318	3,122	2	181	4.22%
Change Since Last Report	+15	+11	+4	0	0	N/A

Confirmed case: The case meets the confirmed laboratory evidence, which is the detection of SARS-CoV-2 RNA in a clinical specimen using an approved detection test verified by a certified testing laboratory.

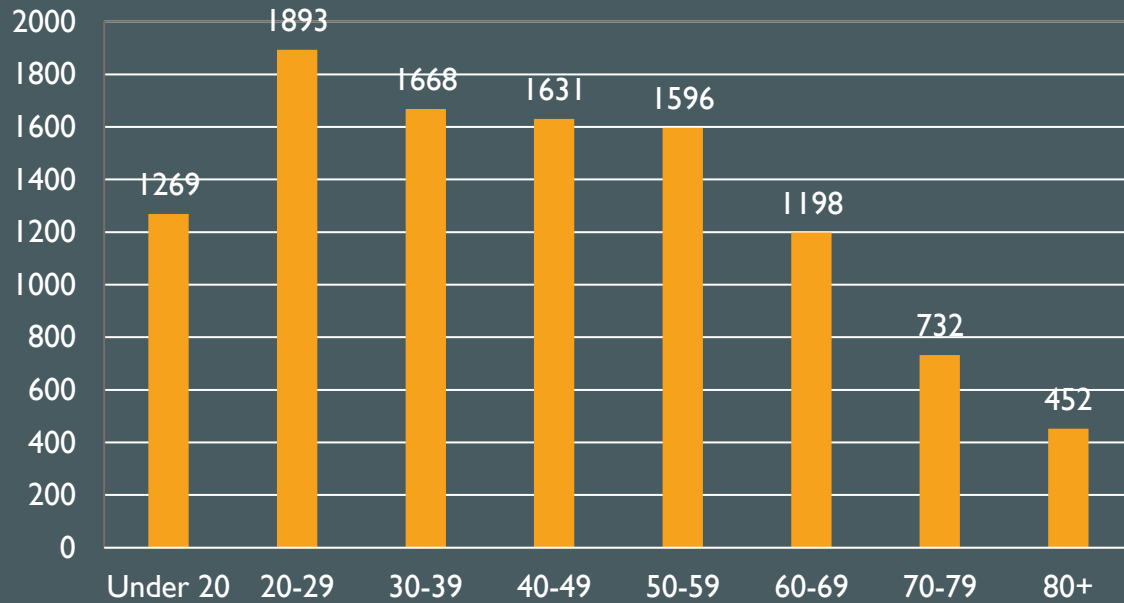
Probable case: The case meets clinical criteria AND epidemiologic evidence (close contact with a confirmed or probable case; travel to or residence in an area with sustained, ongoing community spread; or a member of a risk cohort as defined by public health authorities during an outbreak), with no confirmatory laboratory testing performed for COVID-19.

Currently Hospitalized – As reported by Mosaic Life Care <https://www.mymlc.com/General/coronavirus-covid-19/#DailyTesting>. Patients may not be Buchanan County residents.

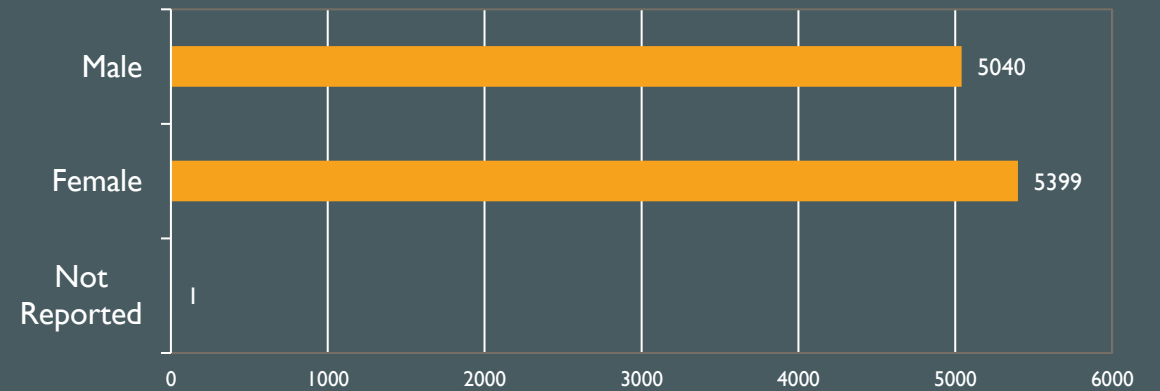
Positivity Rate - The 7-day positivity rate is based on PCR and Antigen testing rates for Buchanan County residents and will be updated once a week on Mondays.

BUCHANAN COUNTY COVID-19 CASE DEMOGRAPHICS

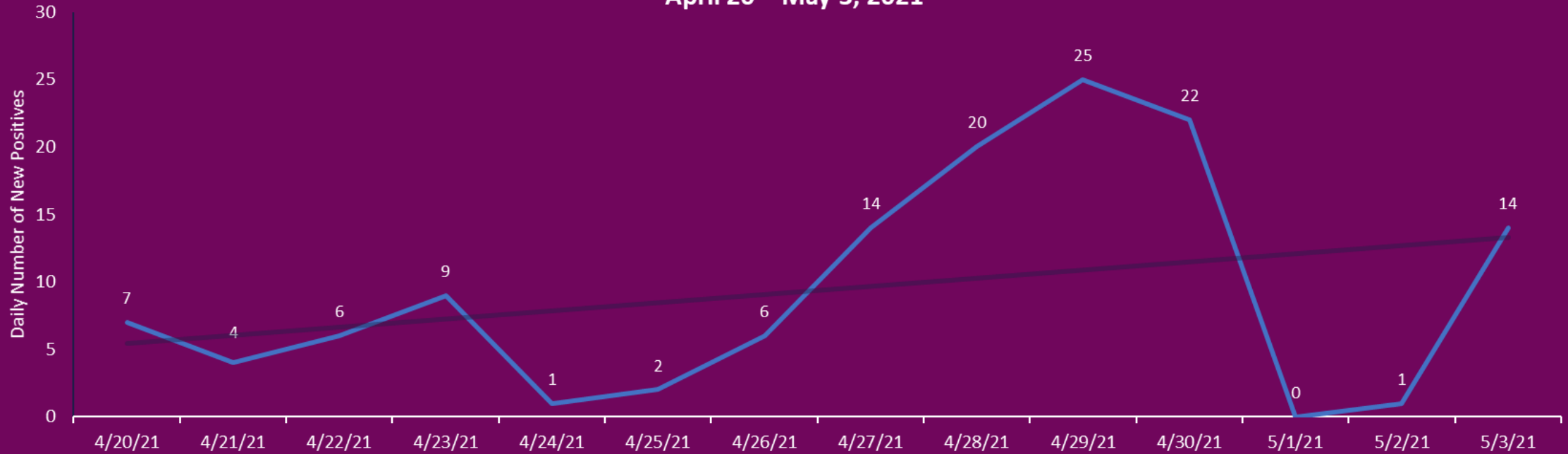
Buchanan County Cases by Age Range



Buchanan County Cases by Gender



Buchanan County 14-Day Trend Report April 20 - May 3, 2021



This chart shows the number of new positive COVID-19 cases per day. The straight line indicates the trend.

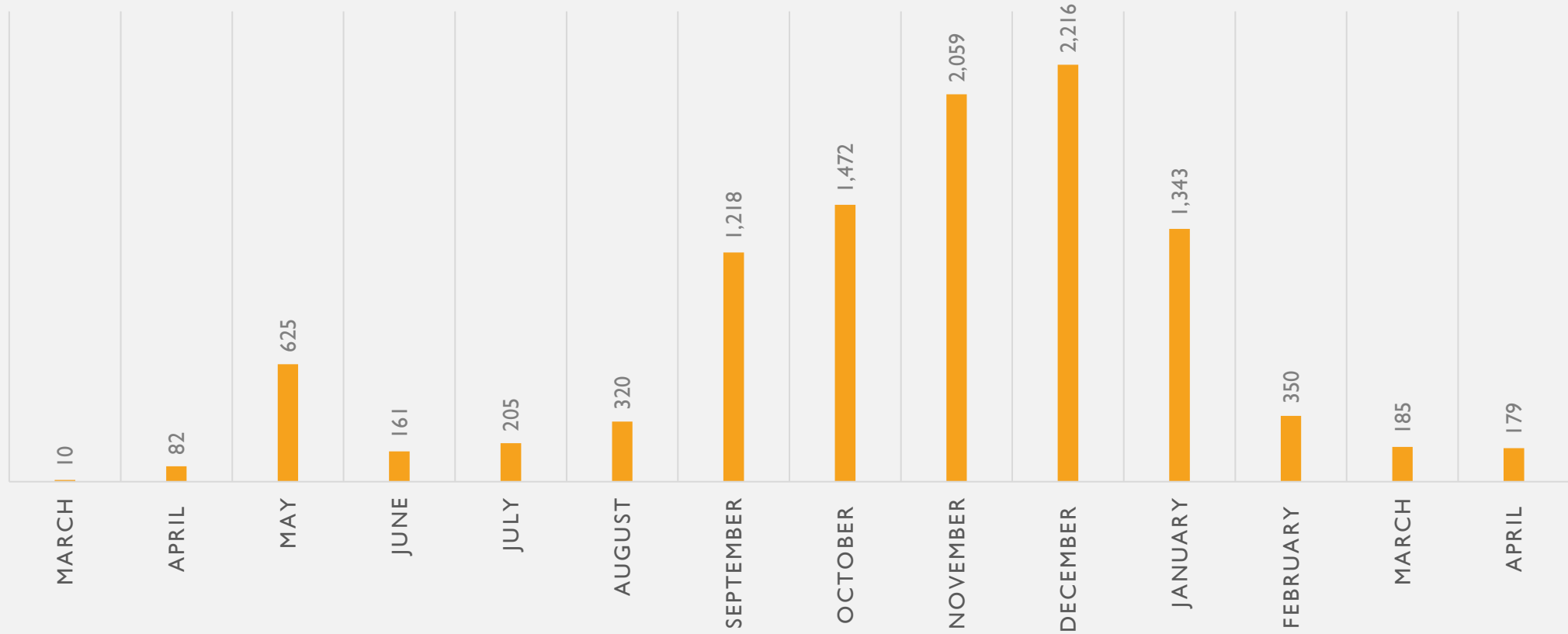
BUCHANAN COUNTY 14-DAY TREND

This is the number of new cases over the past 14 days.

The straight line shows the trend of new cases.

BUCHANAN COUNTY CASES BY THE MONTH

CASES



COVID-19 IN MISSOURI

Missouri COVID-19 Dashboard will provide COVID-19 data for state and county levels:

COVID-19 in Missouri

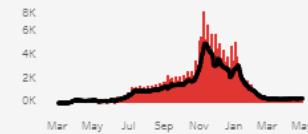
NOTE on dates: This dashboard was last updated on the morning of 5/3/2021 and includes data reported through 5/2/2021. All 7-day metrics are based on the date a test or death occurred, and are subject to a 3-day delay to ensure data are accurate and complete. See FAQ for details.
Range for 7-Day metrics: 4/24/2021 through 4/30/2021

Note: Please see our "Details about Metrics" page for a message regarding Pettis County data.

COVID-19 in Missouri to Date

Confirmed PCR Cases to Date

503,303



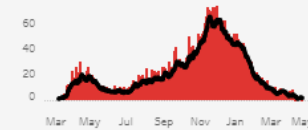
Probable Antigen Cases to Date

83,685



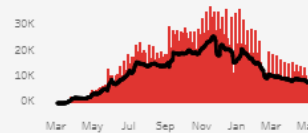
Confirmed Deaths to Date

8,745



PCR Tests to Date

5,313,768



Antigen Tests to Date

1,488,598



COVID-19 in Missouri - Past 7 Days (based on date of occurrence)

Confirmed PCR Cases: Past 7 Days

2,574

(daily avg. of 368)

4/30	4/29	4/28	4/27	4/26	4/25	4/24
245	375	427	477	515	269	266

Probable Antigen Cases: Past 7 Days

1,394

(daily avg. of 199)

4/30	4/29	4/28	4/27	4/26	4/25	4/24
139	210	220	250	272	152	151

Confirmed Deaths: Past 7 Days

10

(see note)

4/30	4/28	4/27	4/26	4/25	4/24
0	1	3	1	2	3

PCR Tests: Past 7 Days

55,162

(total daily avg. of 7,880)

4/30	4/29	4/28	4/27	4/26	4/25	4/24
5,743	7,647	8,934	10,579	13,645	4,090	4,524

Antigen Tests: Past 7 Days

32,101

(total daily avg. of 4,586)

4/30	4/29	4/28	4/27	4/26	4/25	4/24
1,931	3,706	4,822	5,914	8,444	5,095	2,189

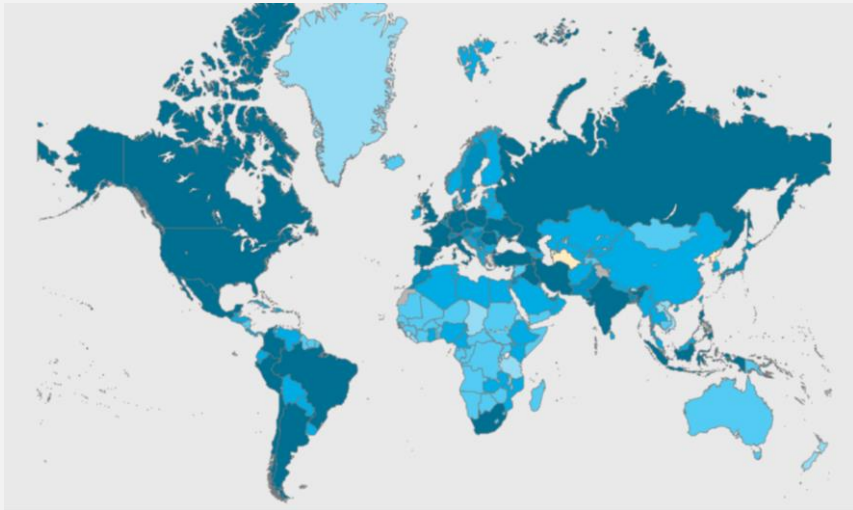
<https://showmestrong.mo.gov/data/statewide-public-health/>

COVID-19

Worldwide as of May 3, 2021

Total Cases: 152,534,452

Total Deaths: 3,198,528



* Source: World Health Organization

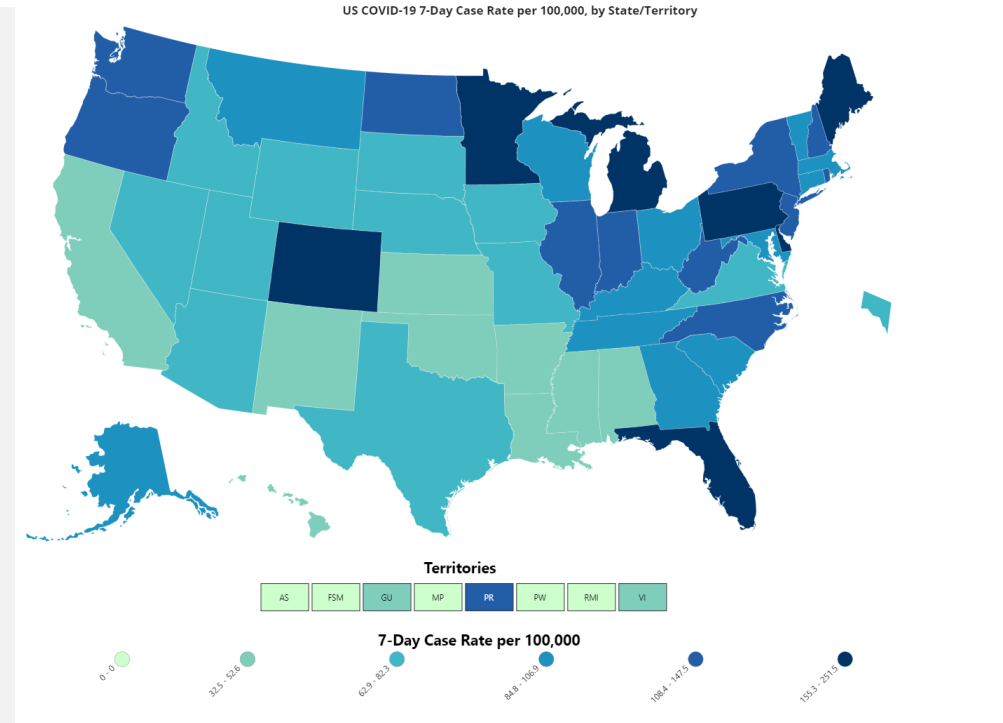
You likely notice a difference in the case counts if you are following other organizations, such as Johns Hopkins. The CDC updates case totals each day, reporting the cases numbers from the previous day. Other sites use sources for real time counts.

United States as of May 3, 2021

Total Cases: 32,228,003

Total Deaths: 574,220

US COVID-19 Case Rate Reported to the CDC in the Last 7 Days, by State/Territory (cases per 100K)



* Source: Center for Disease Control and Prevention

SOURCES OF INFORMATION



**Missouri Department of Health
and Senior Services**

<https://health.mo.gov/living/healthcondiseases/communicable/novel-coronavirus/>



**Center for Disease Control and
Prevention**

<https://www.cdc.gov/coronavirus/2019-ncov/index.html>