

# CITY OF ST. JOSEPH HEALTH DEPARTMENT



**Public Health**  
Prevent. Promote. Protect.

COVID-19 Briefing  
June 10, 2021

# COVID-19 VACCINE DASHBOARD

[HTTPS://COVIDVACCINE.MO.GOV/DATA/](https://COVIDVACCINE.MO.GOV/DATA/)

County Name	Total Doses Administered (Includes first and second doses)	Number of people who have initiated vaccination	Number of people who have completed vaccination	Percent of population initiating vaccination	Percent of population completing vaccination	Doses Administered in past seven days
Buchanan	32,517	17,890	16,066	20.5%	18.4%	456

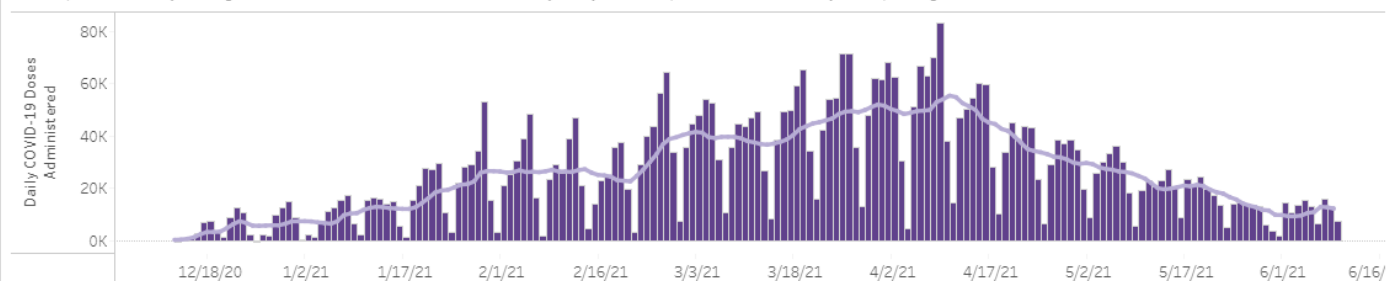
## Overall Vaccinations in Missouri

This dashboard was last updated on 6/10/2021 and contains data on vaccinations administered through 6/9/2021. Historical numbers, especially over the most recent few days, will update as providers report data to the state. Differences between this dashboard's numbers and those on CDC's dashboard are primarily due to timing.

Total doses administered (includes first and second doses)	Number of people who have initiated vaccination	Number of people who have completed vaccination
<b>4,674,800</b>	<b>2,618,286</b>	<b>2,212,305</b>
Doses administered in past 7 days (6/1/2021 through 6/7/2021)	Share of population who has initiated vaccination	Share of 18+ population who has initiated vaccination
<b>88,593</b> (average of 12,656 per day)	<b>42.7%</b> (36.0% have completed vaccination)	<b>53.0%</b> (45.4% have completed vaccination)

## Doses Administered Over Time

Line represents 7-day average. Note that data from the most recent days may be incomplete because of delays in reporting.



# BUCHANAN COUNTY COVID-19 VACCINATION LOCATIONS

**IMPORTANT NOTE:** \*\*The City of St. Joseph Health Department does not have specifics on the vaccination process at these locations. Please visit their websites or call for more details.\*\*

## Pharmacy Locations

### CVS

3320 N Belt Hwy, St Joseph, MO 64506  
930 N Belt Hwy, St Joseph, MO 64506  
1301 S Belt Hwy, St Joseph, MO 64507  
<https://www.cvs.com/coronavirus>

### Hy-Vee

201 N Belt Hwy, St Joseph, MO 64506  
<https://www.hy-vee.com/my-pharmacy/covid-vaccine>

### Rogers

N Belt Hwy, St Joseph, MO 64506  
**(816) 232-3348—Choose option 10 to register**

### Sam's Club

5201 N Belt Hwy Ste A St Joseph MO 64506  
<https://samsclub.com/covid>

### Walgreens

4022 N Belt Hwy, Saint Joseph  
3645 Frederick Ave, Saint Joseph 64506  
2620 S Belt Hwy, Saint Joseph 64503  
<https://www.walgreens.com/covid>

### Walmart

4201 N Belt Hwy, St Joseph MO 64506  
3022 S Belt Hwy St Joseph MO 64503  
<https://www.walmart.com/COVIDvaccine>

### Mosaic Life Care

**\* Note: The Community Clinics at the mall have ended.** Starting May 4, 2021, Mosaic patients can schedule first doses by contacting their primary care provider.

### Senior & Disabled Vaccine Registration Assistance

Seniors and those who are disabled in NWMO can seek assistance with vaccination registration, coordinating round trip transportation for vaccination appointments, and setting up reminder calls!

Contact **Young at Heart Resources 1-888-844-5626** or at  
<https://www.yahresources.org/>

# COVID-19 IN BUCHANAN COUNTY

	Total Cases	Confirmed Cases	Probable Cases	Deaths	Positivity Rate
Total Count	10,646	7,425	3,221	183	2.95%
Change Since Last Report	+32	+16	+16	0	N/A

**Confirmed case:** The case meets the confirmed laboratory evidence, which is the detection of SARS-CoV-2 RNA in a clinical specimen using an approved detection test verified by a certified testing laboratory.

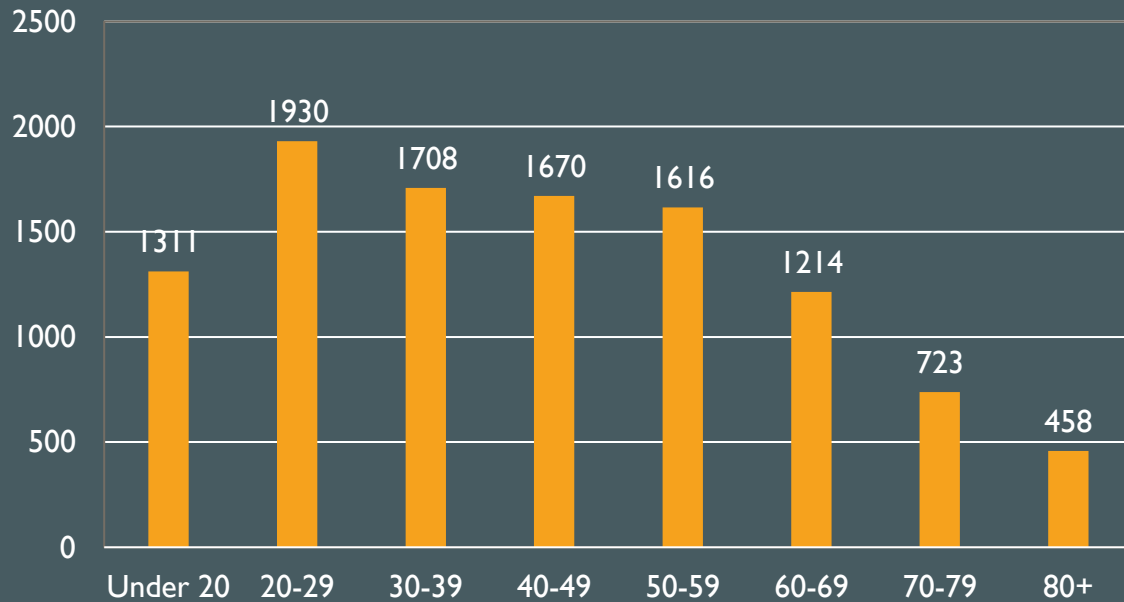
**Probable case:** The case meets clinical criteria AND epidemiologic evidence (close contact with a confirmed or probable case; travel to or residence in an area with sustained, ongoing community spread; or a member of a risk cohort as defined by public health authorities during an outbreak), with no confirmatory laboratory testing performed for COVID-19.

**Positivity Rate** - The 7-day positivity rate is based on PCR and Antigen testing rates for Buchanan County residents and will be updated once a week on Mondays.

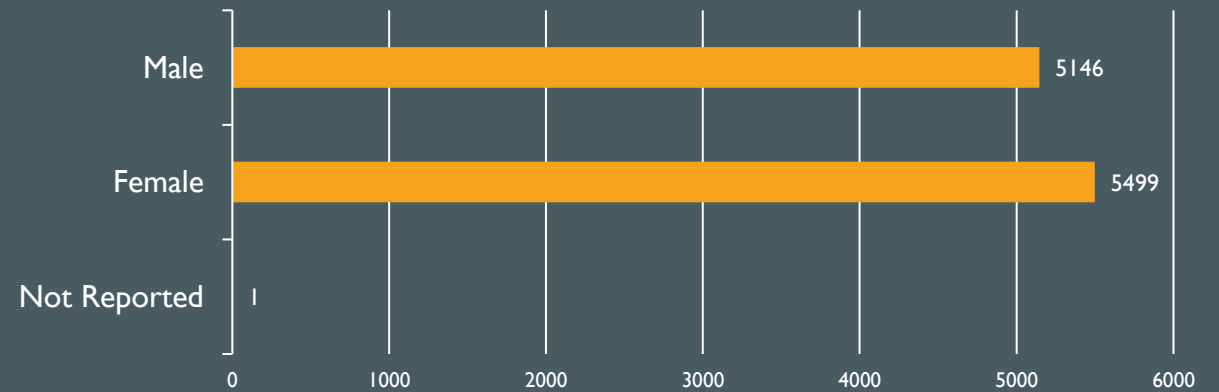
**Currently Hospitalized** – Mosaic Daily Inpatient Update: COVID-19 patient count is minimal. If the Mosaic system has more than ten COVID-19 inpatients, their website will be updated <https://www.mymc.com/General/coronavirus-covid-19/#DailyInpatientUpdate>. Patients may not be Buchanan County residents.

# BUCHANAN COUNTY COVID-19 CASE DEMOGRAPHICS

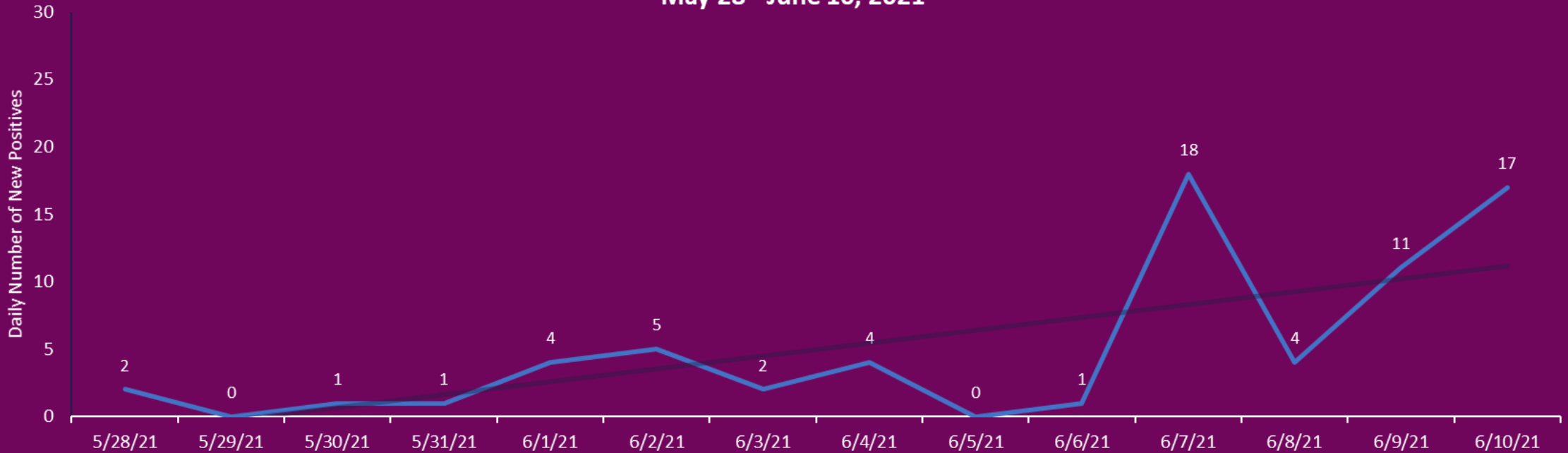
Buchanan County Cases by Age Range



Buchanan County Cases by Gender



### Buchanan County 14-Day Trend Report May 28 - June 10, 2021



This chart shows the number of new positive COVID-19 cases per day. The straight line indicates the trend.

## BUCHANAN COUNTY 14-DAY TREND

This is the number of new cases over the past 14 days.

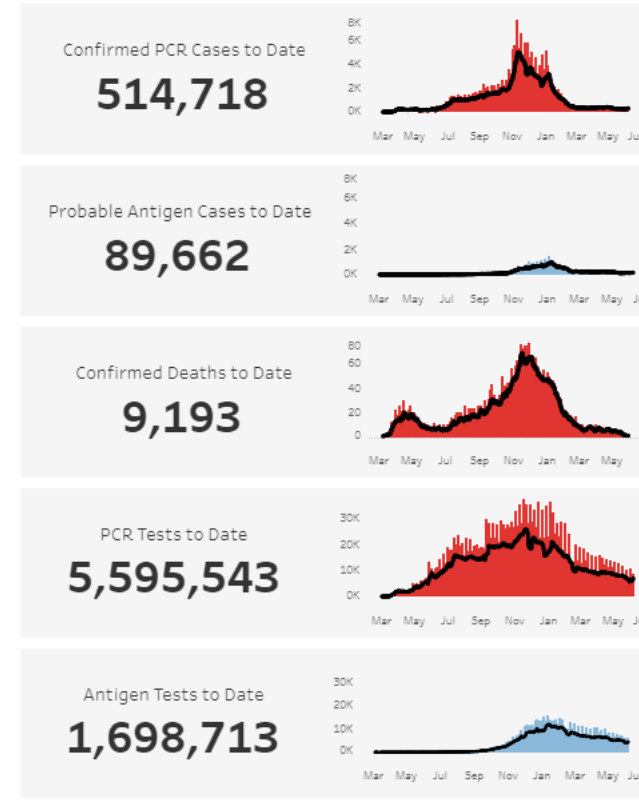
The straight line shows the trend of new cases.

# COVID-19 IN MISSOURI

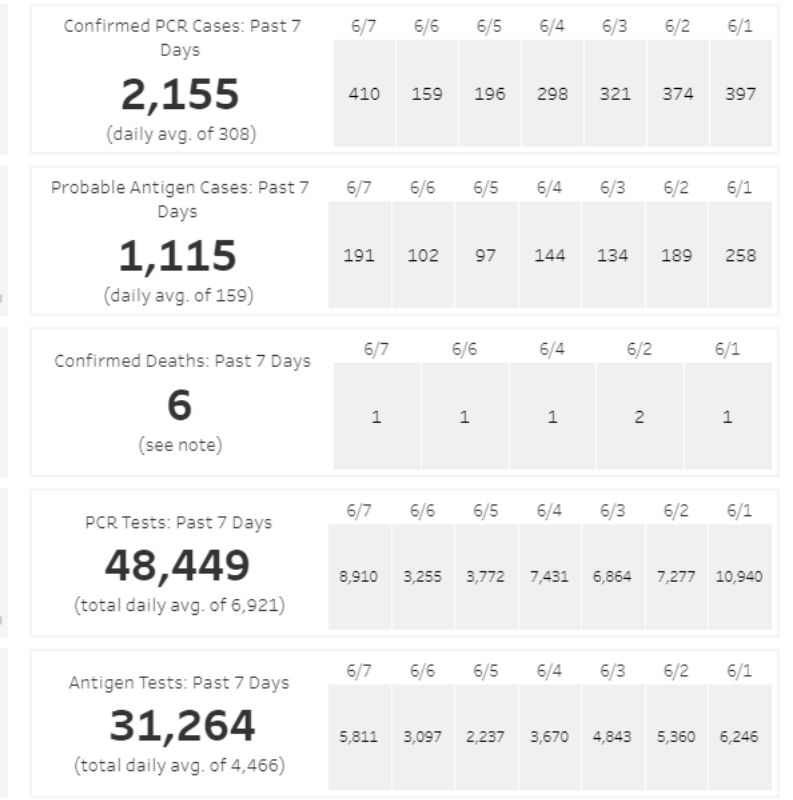
Missouri COVID-19 Dashboard will provide COVID-19 data for state and county levels:

MO DHSS numbers have continued to fluctuate as the state makes adjustments to ensure COVID-19 cases are not counted twice. This could occur if a person received a positive antigen test followed up with a confirmatory PCR test – initially some people who fall into that category were counted in both. In order to report accurately, the state regularly reviews positive tests and corrects the numbers.

## COVID-19 in Missouri to Date



## COVID-19 in Missouri - Past 7 Days (based on date of occurrence)



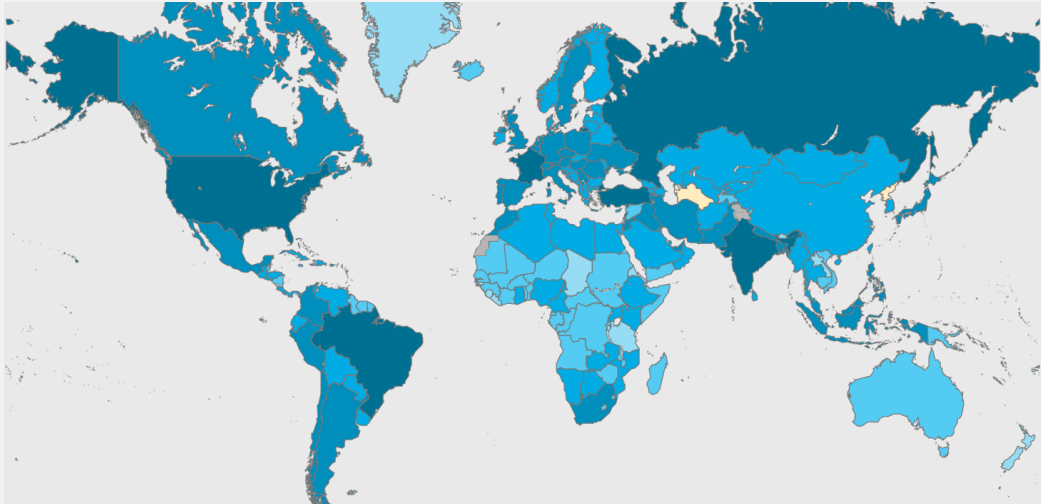
<https://showmestrong.mo.gov/data/statewide-public-health/>

# COVID-19 IN THE US AND WORLDWIDE

Worldwide as of June 10, 2021

Total Cases: 174,061,995

Total Deaths: 3,758,560



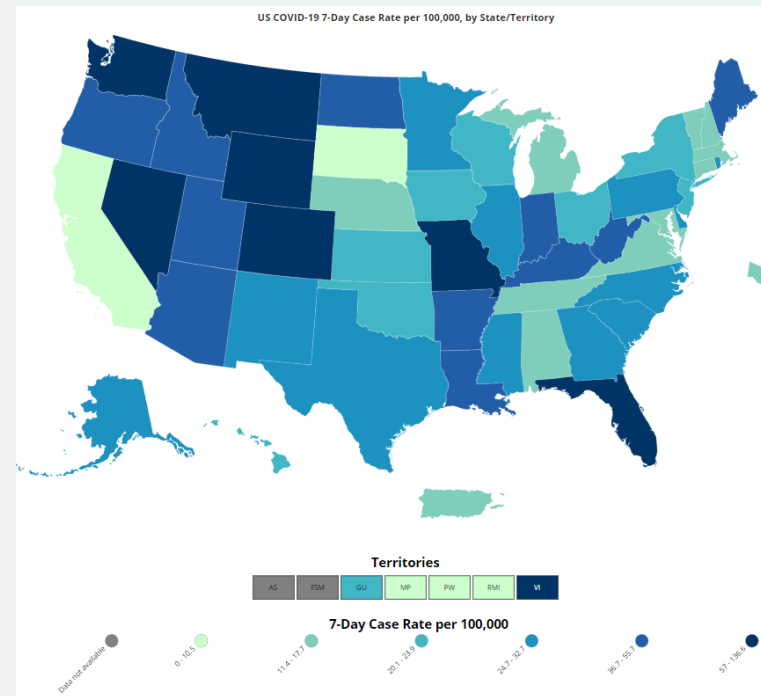
\* Source: World Health Organization

You likely notice a difference in the case counts if you are following other organizations, such as Johns Hopkins. The CDC updates case totals each day, reporting the cases numbers from the previous day. Other sites use sources for real time counts.

United States as of June 10, 2021

Total Cases: 33,224,075

Total Deaths: 595,625



\* Source: Center for Disease Control and Prevention



## SOURCES OF INFORMATION



**Missouri Department of Health  
and Senior Services**

<https://health.mo.gov/living/healthcondiseases/communicable/novel-coronavirus/>



**Center for Disease Control and  
Prevention**

<https://www.cdc.gov/coronavirus/2019-ncov/index.html>